medRxiv preprint doi: https://doi.org/10.1101/2022.02.08.22270670; this version posted February 9, 2022. The copyright holder for this preprint (which was not certified by peer review) is the author/funder, who has granted medRxiv a license to display the preprint in perpetuity.
It is made available under a CC-BY-ND 4.0 International license .

Using routine programmatic data to estimate the population-level impacts of HIV self-testing: The example of the ATLAS program in Cote d'Ivoire

Arlette Simo Fotso[a], Cheryl Johnson[b], Anthony Vautier[c], Konan Blaise Kouamé[d], Papa Moussa Diop[c], Romain Silhol[e], Mathieu Maheu-Giroux[f], Marie-Claude Boily[e], Nicolas Rouveau[a], Clémence Doumenc-Aïdara[c], Rachel Baggaley[b], Eboi Ehui[d], Joseph Larmarange[a] for the ATLAS team[g]*

Affiliations:

a. Centre Population & Développement, Université de Paris, IRD, Inserm, Paris, France
b. World Health Organization, Geneva, Switzerland
c. Solidarité Thérapeutique et Initiatives pour la Santé, Solthis, Dakar, Sénégal
d. Programme National de Lutte contre le Sida, Abidjan, Côte d'Ivoire
e. Medical Research Council Centre for Global Infectious Disease Analysis, School of Public Health, Imperial College London, London, United Kingdom
f. Department of Epidemiology and Biostatistics, School of Population and Global Health, McGill University, Montréal, QC, H3A 1G1, Canada
g. Full composition of the ATLAS Team provided in the Supplementary Materials

ORCID & emails:

- Arlette Simo Fotso (PhD): 0000-0002-5006-8105, arlette.simofotso@ird.fr, CEPED 45 rue des Saint Père, Paris, France
- Cheryl Johnson (MA): 0000-0001-5499-5523, johnsonc@who.int,WHO Geneva
- Anthony Vautier (MPH): 0000-0001-8039-6479, directeurtech.ATLAS@solthis.org, Solthis 36, rue OKM 31, Cité Mamelles, Ouakam, Dakar, Sénégal
- Konan Blaise Kouamé (MD): +225 0708047279, kouame.blaise@pnls-ci.com, Côte d'Ivoire
- Papa Moussa Diop (DEA): 0000-0003-2315-0258, coordinateurm_e.atlas@solthis.org, Solthis 36, rue OKM 31, Cité Mamelles Ouakam, Dakar, Sénégal
- Romain Silhol (PhD): 0000-0002-5750-7609, r.silhol@imperial.ac.uk, MRC Centre for Global Infectious Disease Analysis, Department of Infectious Disease Epidemiology, Imperial College London, St Mary's Hospital, 2 Norfolk Place, W2 1PG London, United Kingdom

NOTE: This preprint reports new research that has not been certified by peer review and should not be used to guide clinical practice.

medRxiv preprint doi: https://doi.org/10.1101/2022.02.08.22270670; this version posted February 9, 2022. The copyright holder for this preprint (which was not certified by peer review) is the author/funder, who has granted medRxiv a license to display the preprint in perpetuity.
It is made available under a CC-BY-ND 4.0 International license .

- Mathieu Maheu-Giroux (ScD): 0000-0002-8363-4388, mathieu.maheu-giroux@mcgill.ca, 2001 Avenue McGill Collège, Suite 1200 Montréal, Québec, H3A, 1G1 Canada
- Marie-Claude Boily (PhD): 0000-0003-3919-006X, mc.boily@ic.ac.uk, School of Public Health, Medical School Building, St. Mary's Hospital, Norfolk Place, London W2 1PG, United Kingdom
- Nicolas Rouveau (PharmD): 0000-0002-5621-4230, nicolas.rouveau@ceped.org, CEPED 45 rue des Saint Père, Paris, France
- Clémence Doumenc-Aïdara (MEcon): 0000-0001-9595-2095, directriceprojet.atlas@solthis.org, Solthis 36, rue OKM 31, Cité Mamelles Ouakam, Dakar, Sénégal
- Rachel Baggaley (MBBS) : 0000-0001-6320-3444, baggaleyr@who.int, WHO Geneva
- Eboi Ehui (PhD): ehui.eboi@pnls-ci.com
- Joseph Larmarange (PhD): 0000-0001-7097-700X, joseph.larmarange@ird.fr, CEPED 45 rue des Saint Père, Paris, France

* corresponding author: Tel: +33(0) 622449606, simofotsoarlette@yahoo.fr

Abstract

Background

HIV self-testing (HIVST) is recommended by the World Health Organization as an additional HIV testing approach. Since 2019, it has been implemented in Côte d'Ivoire through the ATLAS project, including primary and secondary distribution channels. While the discreet and flexible nature of HIVST makes it appealing for users, it also makes the monitoring and estimation of the population-level programmatic impact of HIVST programs challenging. We used routinely collected data to estimate the effects of ATLAS' HIVST distribution on access to testing, conventional testing (self-testing excluded), diagnoses, and antiretroviral treatment (ART) initiations in Côte d'Ivoire.

Methods

We used the ATLAS project's programmatic data between the third quarter (Q) of 2019 (Q3 2019) and Q1 2021, in addition to routine HIV testing services program data obtained from the President's Emergency Plan for AIDS Relief dashboard. We performed ecological time series regression using linear mixed models.

medRxiv preprint doi: https://doi.org/10.1101/2022.02.08.22270670; this version posted February 9, 2022. The copyright holder for this preprint (which was not certified by peer review) is the author/funder, who has granted medRxiv a license to display the preprint in perpetuity.
It is made available under a CC-BY-ND 4.0 International license .

Findings

The results are presented for 1000 HIVST kits distributed through ATLAS. They show a negative but nonsignificant effect of the number of ATLAS HIVST on conventional testing uptake (-190 conventional tests [95% CI: -427 to 37, p=0·10]). We estimated that for 1000 additional HIVST distributed through ATLAS, +590 [95% CI: 357 to 821, p<0·001] additional individuals have accessed HIV testing, assuming an 80% HIVST utilization rate (UR) and +390 [95% CI: 161 to 625, p<0·001] assuming a 60% UR. The statistical relationship between the number of HIVST and HIV diagnoses was significant and positive (+8 diagnosis [95% CI: 0 to 15, p=0·044]). No effect was observed on ART initiation (-2 ART initiations [95% CI: -8 to 5, p=0·66]).

Interpretations

Social network-based HIVST distribution had a positive impact on access to HIV testing and diagnoses in Cote d'Ivoire. This approach offers a promising way for countries to assess the impact of HIVST programs.

Funding

Unitaid 2018-23-ATLAS

Keywords: HIV; HIV self-testing; access to HIV testing; conventional testing; diagnoses; antiretroviral treatment; Key populations; vulnerable populations; ATLAS project; programmatic data; triangulation of data; time series regression; West Africa; Côte d'Ivoire

Research in context

Evidence before this study

We searched PubMed between November 9 and 12, 2021, for studies assessing the impact of HIVST on HIV testing, 'conventional' testing, HIV diagnoses and ART initiation. We searched published data using the terms "HIV self-testing" and "HIV testing"; "HIV self-testing" and "traditional HIV testing" or "conventional testing"; "HIV self-testing" and "diagnosis" or "positive results"; and "HIV self-testing" and "ART initiation" or "Antiretroviral treatment". Articles with abstracts were reviewed. No time or language restriction was applied. Most studies were individual-based randomized controlled trials involving data collection and some form of HIVST tracking; no studies were conducted at the population level, none were

medRxiv preprint doi: https://doi.org/10.1101/2022.02.08.22270670; this version posted February 9, 2022. The copyright holder for this preprint (which was not certified by peer review) is the author/funder, who has granted medRxiv a license to display the preprint in perpetuity.
It is made available under a CC-BY-ND 4.0 International license .

conducted in western Africa and most focused on subgroups of the population or key populations. While most studies found a positive effect of HIVST on HIV testing, evidence was mixed regarding the effect on conventional testing, diagnoses, and ART initiation.

Added value of this study

HIVST can empower individuals by allowing them to choose when, where and whether to test and with whom to share their results and can reach hidden populations who are not accessing existing services. Inherent to HIVST is that there is no automatic tracking of test results and linkages at the individual level. Without systematic and direct feedback to program implementers regarding the use and results of HIVST, it is difficult to estimate the impact of HIVST distribution at the population level. Such estimates are crucial for national AIDS programs. This paper proposed a way to overcome this challenge and used routinely collected programmatic data to indirectly estimate and assess the impacts of HIVST distribution in Côte d'Ivoire.

Implications of all the available evidence

Our results showed that HIVST increased the overall HIV testing uptake and diagnoses in Côte d'Ivoire without significantly reducing conventional HIV testing uptake. We demonstrated that routinely collected programmatic data could be used to estimate the effects of HIVST kit distribution outside a trial environment. The methodology used in this paper could be replicated and implemented in different settings and enable more countries to routinely evaluate HIVST programming at the population level.

Introduction

In 2019, up to 19% of people living with HIV (PLHIV) worldwide were not aware of their HIV status.[1] In Western Africa, this proportion of undiagnosed PLHIV reached 33% in 2020.[2] This is quite far from the *Joint United Nations Programme on HIV/AIDS* (UNAIDS) target to achieve less than 5% of PLHIV being undiagnosed by 2025. HIV testing is a crucial element of responses to HIV, as it is the first step to linkage to care and treatment. It is also key for prevention, as PLHIV who are on antiretroviral treatment (ART) and virally suppressed will not transmit HIV to their sexual partners.[3]

West African countries, including Côte d'Ivoire, are characterized by mixed epidemics: national HIV prevalence levels in the adult population are lower than those in East and Southern

medRxiv preprint doi: https://doi.org/10.1101/2022.02.08.22270670; this version posted February 9, 2022. The copyright holder for this preprint (which was not certified by peer review) is the author/funder, who has granted medRxiv a license to display the preprint in perpetuity.
It is made available under a CC-BY-ND 4.0 International license .

Africa (2·4% in Côte d'Ivoire in 2019 vs. 6·7% in East and Southern Africa), but HIV remains widespread, and higher prevalence levels are observed in key populations (KPs), such as female sex workers (FSW), men who have sex with men (MSM), and people who use drugs (PWUD) (between 3·4% and 12·3% in 2019).[4,5] According to the UNAIDS, in West and Central Africa, 42% of new HIV infections (15-49 years old) in 2019 occurred among KPs and 27% among clients of sex workers and other sexual partners of this KP.[4] A mathematical modeling study estimated that 44% of new infections in Côte d'Ivoire between 2005 and 2015 were due to partnerships between clients of FSW and their non-FSW female partners.[6]

The World Health Organization (WHO) recommends HIV self-testing (HIVST), which allows individuals to test and learn their results themselves when and how they want.[7] It is an innovative tool that has been demonstrated to be safe, accurate, empowering, and acceptable and to also consistently increase the uptake and frequency of HIV testing across settings and populations.[8–15] It is recommended that a reactive HIVST must be followed by a conventional test to confirm or disprove the results.

In Southern and East Africa, HIVST has been scaled up quickly, catalyzed by the Unitaid-funded Self-test Africa (STAR) initiative, which was started in 2015.[16] However, before 2019, HIVST was offered only in West Africa through small-case pilot projects.[17] A medium-scale HIVST program was implemented in Côte d'Ivoire, Mali, and Senegal in 2018, with an effective distribution of kits through the ATLAS project funded by Unitaid and implemented by a consortium led by *Solidarité thérapeutique et initiatives pour la santé* (Solthis) and the French Research Institute for Sustainable Development (IRD) since 2019.[18] From 2019-2022, together with national programs, ATLAS planned to deliver 400 000 HIVST kits (214 000 in Côte d'Ivoire). The ATLAS program had set a target for 90% of HIVST implementation to reach KPs and their sexual partners, peers and clients. The remaining target of the HIVST implementation was to reach people with sexually transmitted infections (STIs), their partners and partners of people living with HIV.

ATLAS activities rely on both primary and secondary distribution channels. With primary distribution, HIVST kits are distributed by peer educators and frontline health care workers to primary contacts—MSM, PLHIV, STI patients, FSW, and PWUD—for their personal use. For secondary distribution, primary contacts are invited to redistribute HIVST kits to their peers, partners, clients and relatives (see Figure 1a). These secondary contacts are often members of key and vulnerable populations who often do not have easy access to the health system, including sexual partners of PLHIV or individuals in KPs. This specificity of HIVST kit

medRxiv preprint doi: https://doi.org/10.1101/2022.02.08.22270670; this version posted February 9, 2022. The copyright holder for this preprint (which was not certified by peer review) is the author/funder, who has granted medRxiv a license to display the preprint in perpetuity.
It is made available under a CC-BY-ND 4.0 International license .

distribution implies that HIVST beneficiaries (end users) are not limited to primary contacts. First, ATLAS's program results have shown that HIVST can reduce stigma; preserve anonymity and confidentiality; reach KPs that do not access testing via other testing approaches; save opportunity costs for users and providers; empower users with autonomy and responsibility; and is noninvasive and easy to use.[19]

Several programs have developed methods to assess the use of HIVST and test results, such as supervision by health workers, the return of used kits, messages or phone call reminders to return used samples, the electronic transmission of photographs of test results, or the use of Bluetooth sensors.[20] However, such tracking can be costly and counterproductive by limiting the use and distribution of HIVST and is not in line with the philosophy of HIVST, where users can anonymously decide when and where they are tested and if and to whom they want to report their results. The systematic tracking of HIVST though secondary distribution is logistically challenging and can also hinder the secondary distribution of HIVST, as primary contacts can be reluctant to redistribute an HIVST kit if they need to collect contact information. It could also be challenging for tracking HIVST at a large scale due to the logistics it might involve. To preserve the anonymity and confidentiality of those using HIVST and not impede the use of HIVST, ATLAS decided not to systematically track distributed HIVST kits. Nevertheless, HIVST users can still, if they wish, obtain additional support by calling a peer educator or a national HIV hotline.

Without systematic and direct feedback regarding the use and results of HIVST and linkage to confirmatory testing and ART, it is challenging to estimate the population-level impacts of HIVST distribution.[21] In this paper, we aimed to circumvent this problem by using routinely collected programmatic data to estimate the effects of ATLAS's HIVST distribution on access to HIV testing, conventional HIV testing (i.e., self-testing excluded), HIV diagnoses, and ART initiations in Côte d'Ivoire.

Methods

Data sources

In 2020, Côte d'Ivoire was divided into 33 health regions and 113 health districts.

ATLAS HIVST distribution in Côte d'Ivoire started during the third quarter of 2019 (Q3 2019) among individuals aged 16 years or older (minimum legal age for HIV testing without parental

medRxiv preprint doi: https://doi.org/10.1101/2022.02.08.22270670; this version posted February 9, 2022. The copyright holder for this preprint (which was not certified by peer review) is the author/funder, who has granted medRxiv a license to display the preprint in perpetuity.
It is made available under a CC-BY-ND 4.0 International license .

consent). All ATLAS implementing partners reported the number of HIVST kits distributed through ATLAS monthly by distribution site, delivery channel, age group and sex of primary contacts. Data were aggregated per health district and quarter of the year.

Routine programmatic data for adults over 15 years of age were obtained from the *President's Emergency Plan for AIDS Relief (*PEPFAR) open-access public repository (https://data.pepfar.gov/). PEPFAR is the principal donor to the national AIDS program in Côte d'Ivoire. It collects programmatic data in the health districts where it intervenes, including (i) the number of HIVST kits distributed through PEPFAR-funded activities; (ii) conventional testing, i.e., the number of "individuals tested for HIV who received results"; (iii) HIV diagnoses, i.e., the number of "individuals who newly tested positive for HIV"; and (iv) ART initiations, i.e., the number of "people newly enrolled to receive ART".

For this study, we used quarterly data aggregated at the health district level— harmonized according to the 2020 subdivision—from Q3 2019 to Q1 2021. Over this period, the PEPFAR data were only available for 78/113 (69%) Ivorian health districts. Only these districts were included in the analysis.

Modeling strategy

The exact proportion of distributed HIVST kits that people actually use is unknown. We assumed, both for PEPFAR and ATLAS HIVST kits, a utilization rate (UR) of 80% based on the literature.[22] We constructed a composite indicator reflecting access to HIV testing—all types—by summing the number of conventional tests and the number of HIVST kits that were actually used (UR 80%). We also considered a more conservative assumption with an HIVST UR of 60%.

Our analysis considered five outcomes: access to HIV testing (UR 80%), access to HIV testing (UR 60%), conventional testing, HIV diagnoses and ART initiations. The last three outcomes were obtained directly from the PEPFAR datasets.

We used ecological time series regression to model the linear effect of the number of HIVST kits distributed through ATLAS for each outcome.[23] We first used linear mixed models with district-level random effects, as presented in Equation (1):

$$y_{i,t} = \beta_1 \cdot HIVST_{i,t} + \beta_2 \cdot t + d_i \quad (1)$$

where $y_{i,t}$ is the outcome of district *i* at time *t*. $HIVST$ is the number of HIVST kits distributed through ATLAS. $\beta_1$represents the effect of the latter variable on the outcomes. t is time, which

medRxiv preprint doi: https://doi.org/10.1101/2022.02.08.22270670; this version posted February 9, 2022. The copyright holder for this preprint (which was not certified by peer review) is the author/funder, who has granted medRxiv a license to display the preprint in perpetuity.
It is made available under a CC-BY-ND 4.0 International license .

captures conjectural effects. Conjectural effects (time) were modeled as a categorical variable of the quarter of the year to account for any nonlinear or nonpolynomial trend.[24] d_i is the district-specific random effect. District-level random effects were used to account for autocorrelation due to multiple observations and to produce standard errors adjusted for clustering.

Then, contextual effects were also taken into account by introducing the categorical variable of health regions (R_i) in the second model defined by Equation (2):

$$y_{i,t} = \beta_1 \cdot HIVST_{i,t} + \beta_2 \cdot t + \beta_3 \cdot R_i + d_i \quad (2)$$

For each outcome, both Models (1) and (2) were run.

We performed the first sensitivity analysis by using cubic splines instead of a categorical variable for modeling time and compared the AIC (Akaike information criterion) of the models.

ATLAS activities were implemented in 9 of the 78 districts covered by the PEPFAR dataset. We also performed a second sensitivity analysis by restricting the sample to these 9 health districts.

All analyses were performed in R (version 4.0.3) using the lme4 package for statistical models.

Role of the funding source

The funder had no role in the research design, data collection, analysis, interpretation, or writing of the manuscript.

Results

Descriptive statistics

In the 78 health districts monitored by PEPFAR, between Q3 2019 and Q1 2021, 30 781 HIVTS kits were distributed through PEPFAR, and 99 353 HIVST kits were distributed through ATLAS, compared with 2 167 828 conventional tests performed over the same period (Table 1). High disparities in terms of volume were observed between districts, with a minimum of 1 832 conventional tests and a maximum of 139 214 (median of 13 348). The 9 districts—out of 78—where ATLAS activities were implemented accounted for one quarter (532 287/2 167 828) of conventional tests. Important variations were also observed in terms of access to HIV testing, HIV diagnoses, and ART initiations across districts.

In the 78 districts included in the analysis, conventional testing decreased between Q3 2019 and Q1 2021, from 379 554 individuals tested for HIV who received their results in Q3 2019

medRxiv preprint doi: https://doi.org/10.1101/2022.02.08.22270670; this version posted February 9, 2022. The copyright holder for this preprint (which was not certified by peer review) is the author/funder, who has granted medRxiv a license to display the preprint in perpetuity.
It is made available under a CC-BY-ND 4.0 International license .

to 268 807 in Q1 2021 (Figure 1a). In the 69 districts that were not covered by ATLAS (Figure 1c), HIVST kits distributed through PEPFAR remained limited and largely insufficient to compensate for the reduction in conventional testing; only 13% of the tests in these districts were HIVST kits. In the 9 ATLAS districts, HIVST kit distribution—mainly through ATLAS, but also partially through PEPFAR—has increased continuously since Q3 2019 (Figure 1b), with a slow-down in Q2 2020, when governmental COVID-19 measures were introduced. Overall, HIVST in these districts mitigated the decreased access to HIV testing in these districts (Figure 2a & 2b).

HIV diagnoses and ART initiations remained relatively stable over time (Figures 2c & 2d), with a catch-up effect observed in Q1 2020 after a slowdown in Q4 2019. Trends were fairly similar in the ATLAS districts and the districts not covered by ATLAS.

Regression results

When adjusting for time and region, the model estimated a significant positive statistical relationship between ATLAS's HIVST and access to HIV testing: for every 1000 additional HIVST kits distributed through ATLAS during a quarter in a district, ~590 [95% confidence interval (CI): 357 to 821, p<0·001] additional individuals accessed HIV testing under the 80% UR hypothesis, and ~390 [95% CI: 161 to 625, p<0·001] accessed testing under the 60% UR hypothesis. ATLAS HIVST kit distribution had a negative but non-statistically significant effect on conventional testing, with ~-190 [95% CI: -427 to 37, p=0·10] conventional tests for every 1000 additional HIVST kits distributed by ATLAS. The association between HIVST kit distribution and HIV diagnoses was statistically significant and positive: +8 diagnoses [95% CI: 0 to 15, p=0·044]. No statistically significant association between HSVST kit distribution and ART initiations was observed: -2 [95% CI: -8 to 5, p=0·66]. Similar results were observed when adjusting only for time regarding the linear effect of the number of HIVST kits distributed through ATLAS on the different outcomes (first columns of Table 2).

The sensitivity analyses modeling time with cubic splines instead of categorical variables showed very similar results (Table A1) overall, except that the effect on HIV diagnoses was no longer significant at 5% (p=0·055). A comparison of the AIC values of the models indicated that the models with categorical variables fit the time series better (Table A2).

When restricting the analyses to the 9 ATLAS districts, the estimated magnitudes of association were larger. Only access to testing was statistically significantly associated with the number of HIVST kits distributed through ATLAS (Table A3).

medRxiv preprint doi: https://doi.org/10.1101/2022.02.08.22270670; this version posted February 9, 2022. The copyright holder for this preprint (which was not certified by peer review) is the author/funder, who has granted medRxiv a license to display the preprint in perpetuity.
It is made available under a CC-BY-ND 4.0 International license .

Discussion

Using routinely collected programmatic data aggregated quarterly at the health district level, our analysis showed a significant positive effect of HIVST kits distributed through ATLAS on access to HIV testing and HIV diagnoses, a negative but not significant effect on conventional testing and no observable effect on ART initiations.

HIVST could lead to some substitution effects if HIVST kits are used by individuals who would have undergone a conventional HIV test in its absence, as observed in other studies.[8,25] Such effects may be concerning for policy-makers, as gains in HIV testing coverage due to HIVST distribution may result in a reduction in the number of conventional HIV tests. Our results did show a negative but nonsignificant effect of HIVST kit distribution on conventional testing (-195 conventional tests for every 1000 distributed HIVST), suggesting a possible but limited substitution effect. However, the overall net effect on HIV testing remained significantly positive, with +390 to +590 persons who would have not been tested otherwise, per 1000 distributed HIVST (depending on the assumption of the HIVST UR).

Moreover, the descriptive data showed that a decrease in conventional testing occurred in all districts, including those not covered by ATLAS activities, this is linked to the fact that PEPFAR's testing strategies are revised annually and favoring more targeted approaches.[26] Our results suggest that ATLAS HIVST distribution allowed to maintain access to HIV testing in its implementation districts despite the slowdown observed in Q2 2020 when governmental COVID-19 measures were introduced. In fact, the first results of the ATLAS project have shown that HIVST distribution activities among KPs could be easily adapted, including in the context of the COVID-19 pandemic.[27]

Due to its confidential nature, HIVST could overcome several structural barriers for HIV diagnoses—such as stigma and opportunity costs—and create new approaches to reach first-time testers and boost HIV retesting for KPs, therefore improving access to HIV testing overall. These results are in line with previous studies among KPs in East and South Africa.[8,25,28]

If HIVST is appropriately used as a triage test and individuals with reactive self-tests are linked for confirmatory testing, HIVST distribution activities should lead to a higher number of positive tests in conventional testing. Several actors have expressed concern that HIVST could have a negative impact on new diagnoses.[29] Our results did not show any deleterious effect on HIV diagnoses but rather showed a significant positive effect. This is in line with some other studies, such as that by MacGowan *et al.*, who found that the number of HIV infections detected

medRxiv preprint doi: https://doi.org/10.1101/2022.02.08.22270670; this version posted February 9, 2022. The copyright holder for this preprint (which was not certified by peer review) is the author/funder, who has granted medRxiv a license to display the preprint in perpetuity.
It is made available under a CC-BY-ND 4.0 International license .

in their HIVST arm was higher compared to the control arm in a randomized trial conducted among MSM.[30]

Our model did not observe any significant effect of ATLAS HIVST kit distribution on ART initiations. The estimated effect was negative when all 78 districts were included and positive when the analysis was limited to the 9 ATLAS districts. The analysis with 9 districts could suffer from a lack of power. A time effect could also be encountered if many newly diagnosed patients delayed ART initiation by several months; in such cases, the treatment initiation would not be registered and reported during the same quarter of the year.

The PEPFAR datasets are not exhaustive for Côte d'Ivoire and cover only 78 out of the 113 health districts at the national level and 9 of the 12 ATLAS districts.

Using aggregated data rather than individual data implies a lower number of observation points and therefore lower statistical power, although these data allow us to make population-level estimates. Aggregated data is subject to ecological bias and statistical relationships must be interpreted with caution. In addition, it is not possible to completely rule out any 'contamination' effect, as individuals living on district borders could perform conventional testing in the neighboring district. However, we could assume that population movement at boundaries could happen in both directions, thus compensating for each other, or expect the observed effect to have been even stronger without a 'contamination' effect. The collected data did not allow us to distinguish between confirmatory tests following HIVST and classic conventional tests, but as the HIV prevalence is relatively low in the country, the former number might not be important. Finally, HIVST kits distributed through UNICEF or the Global Fund to fight AIDS, tuberculosis and malaria were not taken into account when computing access to HIV testing, although the volumes of tests distributed by these programs were very low, 6 879 and 1 373 kits, respectively, by 2020, representing less than 7% of all HIVST kits distributed in the country.

A strength of this study is that it specifically used only indicators that had already been routinely collected by countries, which means that the method could be easily replicated in other contexts and used by other countries to monitor the impact of their HIVST activities without any additional cost. Our analysis did not rely on any systematic tracking system or data collection process, which can be expensive and complex and are counter to the rationale for HIVST.

The core component of the ATLAS HIVST strategy in West Africa is the secondary distribution of HIVST kits, primarily distributed through activities targeting individuals in KPs, in particular

medRxiv preprint doi: https://doi.org/10.1101/2022.02.08.22270670; this version posted February 9, 2022. The copyright holder for this preprint (which was not certified by peer review) is the author/funder, who has granted medRxiv a license to display the preprint in perpetuity.
It is made available under a CC-BY-ND 4.0 International license .

FSW and MSM. It is therefore expected that many HIVST users would not self-identify as being in a KP and that those with a reactive test would not link to partner community facilities serving KPs for confirmatory testing but rather to more general public or private facilities, making it difficult to link specific records with the distribution of HIVST kits. In addition, records of prior HIVST kit use at health facilities are expected to be underestimated, as recognizing such use would mean the individual was a member of and/or in a network of a KP. By using data aggregated at the district level and covering all testing facilities, confirmatory tests prompted by reactive HIVST results are considered, regardless of where they occurred. By allowing programs to shift from systematic tracking for evaluation, such indirect evaluation would help to focus on and increase access to HIV testing for hard-to-reach populations and first-time testers and allow large-scale secondary distribution implementation.

To the best of our knowledge, this represents the first study estimating the impact of HIVST kit distribution at the population level in West Africa. Such evaluation is pragmatic and could be performed with routinely collected programmatic indicators. The WHO recommends reporting on the number of HIVST kits distributed and estimating HIVST access and use through population-based surveys. Countries are burdened with multiple HIV reporting systems and numerous indicators. It could therefore be of considerable benefit to monitor the impact of self-testing through current data systems without introducing new indicators and further data collection. This method of triangulating available data provides further information on the population-level impacts of HIV self-testing to guide program use.

Our results highlight that a social network-based distribution strategy of HIVST, targeting key population members as primary contacts but aiming to reach their partners and social contacts, does have a positive impact on access to HIV testing and diagnoses that is observable at the population level.

medRxiv preprint doi: https://doi.org/10.1101/2022.02.08.22270670; this version posted February 9, 2022. The copyright holder for this preprint (which was not certified by peer review) is the author/funder, who has granted medRxiv a license to display the preprint in perpetuity.
It is made available under a CC-BY-ND 4.0 International license .

Table and Figures

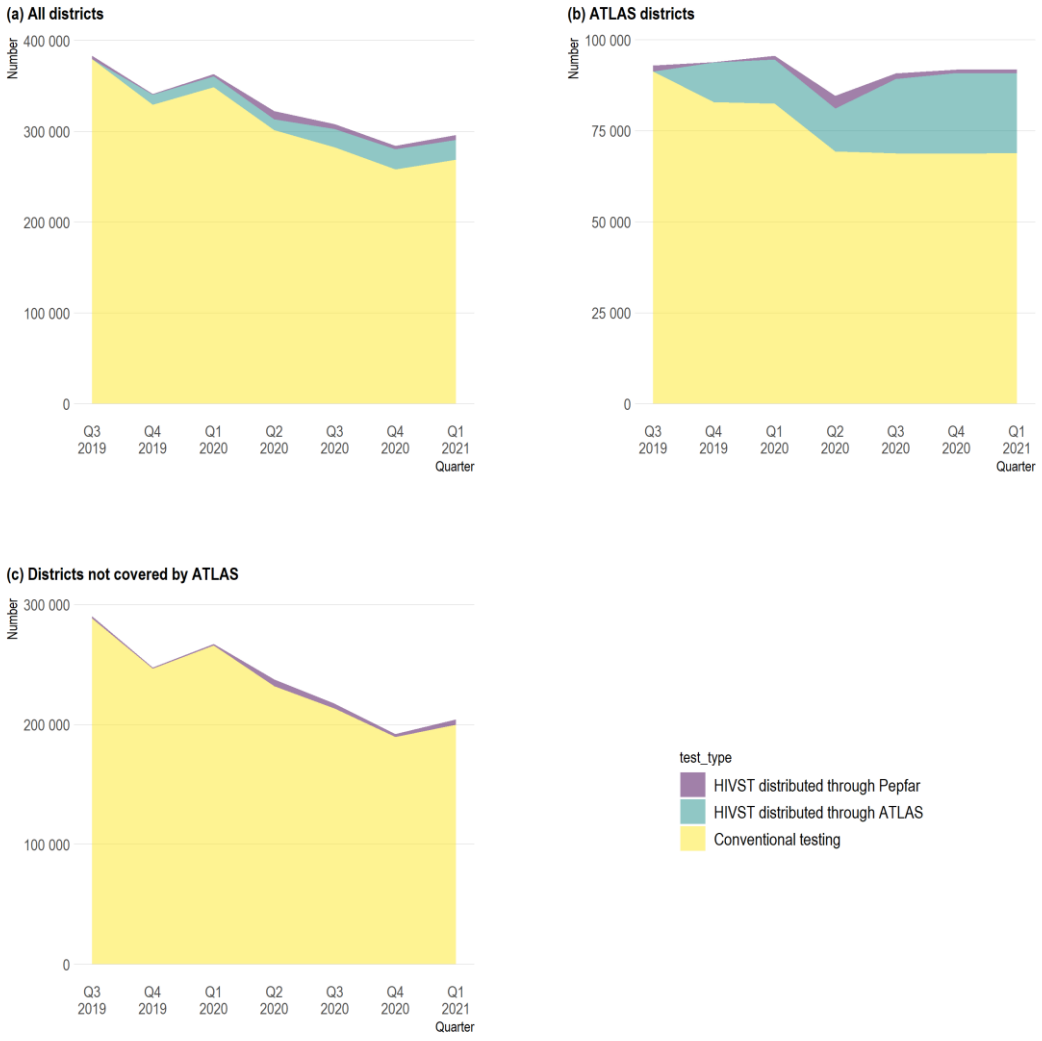

Figure 1: Number of conventional testing and HIVST kits distributed through PEPFAR and ATLAS from Q3 2019 to Q1 2021 in a) all 78 health districts monitored by PEPFAR in Côte d'Ivoire, b) the 9 ATLAS districts only, and c) the 69 districts not covered by ATLAS.

medRxiv preprint doi: https://doi.org/10.1101/2022.02.08.22270670; this version posted February 9, 2022. The copyright holder for this preprint (which was not certified by peer review) is the author/funder, who has granted medRxiv a license to display the preprint in perpetuity.
It is made available under a CC-BY-ND 4.0 International license .

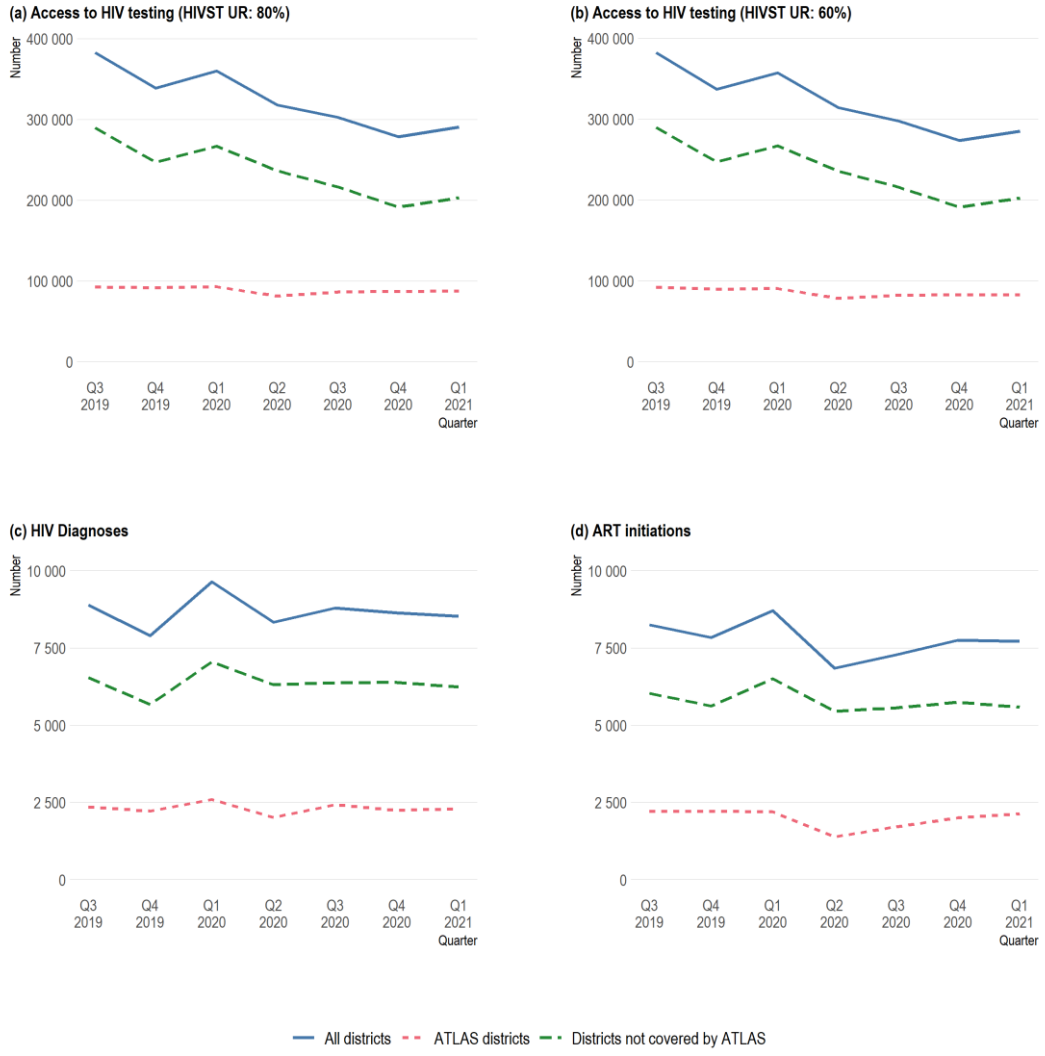

Figure 2: Number of testing, HIV diagnoses and ART initiations in the 78 health districts monitored by PEPFAR in Côte d'Ivoire (Q3 2019 to Q1 2021)

Table 1: District characteristics and activities between Q3 2019 and Q1 2021 in 78 health districts monitored by PEPFAR in Côte d'Ivoire

Variable	All districts, N = 78	ATLAS districts, N = 9	Districts not covered by ATLAS, N = 69
HIV testing (HIVST UR: 80%)			
Total	2 271 935	619 674	1 652 261
Median	19 417	71 044	18 351

medRxiv preprint doi: https://doi.org/10.1101/2022.02.08.22270670; this version posted February 9, 2022. The copyright holder for this preprint (which was not certified by peer review) is the author/funder, who has granted medRxiv a license to display the preprint in perpetuity.
It is made available under a CC-BY-ND 4.0 International license .

Variable	All districts, N = 78	ATLAS districts, N = 9	Districts not covered by ATLAS, N = 69
Range	1 834-149 762	15 087-149 762	1 834-80 050
HIV testing (HIVST UR: 60%)			
Total	2 245 908	597 827	1 648 081
Median	19 399	68 315	18 304
Range	1 833-147 125	14 794-147 125	1 833-79 749
Conventional tests			
Total	2 167 828	532 287	1 635 541
Median	19 348	57 037	18 162
Range	1 832-139 214	13 914-139 214	1 832-78 847
HIV diagnoses			
Total	60 716	16 143	44 573
Median	484	1 465	467
Range	33-3 862	251-3 862	33-2 749
ART initiations			
Total	54 354	13 846	40 508
Median	430	1 414	422
Range	33-3 068	216-3 068	33-2 274
HIVST kits distributed through ATLAS			
Total	99 353	99 353	0
Median	0	10 968	0
Range	0-23 472	1 364-23 472	0-0
HIVST kits distributed through PEPFAR			

medRxiv preprint doi: https://doi.org/10.1101/2022.02.08.22270670; this version posted February 9, 2022. The copyright holder for this preprint (which was not certified by peer review) is the author/funder, who has granted medRxiv a license to display the preprint in perpetuity.
It is made available under a CC-BY-ND 4.0 International license .

Variable	All districts, N = 78	ATLAS districts, N = 9	Districts not covered by ATLAS, N = 69
Total	30 781	9 881	20 900
Median	168	735	100
Range	0-2 536	102-2 536	0-1 881

UR: utilization rate

Table 2: Linear effect of the number of HIVST kits distributed through ATLAS on access to HIV testing, conventional tests, diagnoses and ART initiations in the 78 health districts monitored by PEPFAR in Côte d'Ivoire (Q3 2019 to Q1 2021)

	Adjusted for time			Adjusted for time and region		
Outcome	Coef.	95% CI[1]	p value	Coef.	95% CI[1]	p value
HIV testing (HIVST UR: 80%)	0·649	0·417 to 0·881	<0·001	0·589	0·356 to 0·821	<0·001
HIV testing (HIVST UR: 60%)	0·453	0·221 to 0·686	<0·001	0·393	0·160 to 0·625	<0·001
Conventional tests	-0·133	-0·365 to 0·099	0·26	-0·195	-0·427 to 0·038	0·10
HIV diagnoses	0·009	0·001 to 0·016	0·019	0·008	0·000 to 0·015	0·044
ART initiations	0·000	-0·007 to 0·006	0·90	-0·002	-0·008 to 0·005	0·66

[1]CI = Confidence Interval. Coef.= coefficient. UR= utilization rate. For the five outcomes, only the regression coefficients of the number of HIVST kits distributed through ATLAS are presented. For the full regression table, see the Supplementary Material (Table A4 through A8).

References

1 UNAIDS. 90–90–90: good progress, but the world is off-track for hitting the 2020 targets. 2020; published online Sept. https://www.unaids.org/en/resources/presscentre/featurestories/2020/september/20200921_90-90-90 (accessed Nov 15, 2021).

medRxiv preprint doi: https://doi.org/10.1101/2022.02.08.22270670; this version posted February 9, 2022. The copyright holder for this preprint **(which was not certified by peer review)** is the author/funder, who has granted medRxiv a license to display the preprint in perpetuity.
It is made available under a CC-BY-ND 4.0 International license .

2 Giguère K, Eaton JW, Marsh K, *et al.* Trends in knowledge of HIV status and efficiency of HIV testing services in Sub-Saharan Africa (2000-2020): a modelling study of survey and HIV testing program data. *medRxiv* 2020; : 2020.10.20.20216283.

3 Li Z. Vital Signs: HIV Transmission Along the Continuum of Care — United States, 2016. *MMWR Morb Mortal Wkly Rep* 2019; **68**. DOI:10.15585/mmwr.mm6811e1.

4 UNAIDS. UNAIDS data 2020. USA: UNAIDS, 2020.

5 Avert. HIV and AIDS in East and Southern Africa regional overview. Avert. 2015; published online July 20. https://www.avert.org/professionals/hiv-around-world/sub-saharan-africa/overview (accessed Jan 12, 2022).

6 Maheu-Giroux M, Vesga JF, Diabaté S, *et al.* Changing Dynamics of HIV Transmission in Côte d'Ivoire: Modeling Who Acquired and Transmitted Infections and Estimating the Impact of Past HIV Interventions (1976–2015). *JAIDS J Acquir Immune Defic Syndr* 2017; **75**: 517–27.

7 World Health Organization. Guidelines on HIV self-testing and partner notification: supplement to Consolidated guidelines on HIV testing services. 2016.

8 Chanda MM, Ortblad KF, Mwale M, *et al.* HIV self-testing among female sex workers in Zambia: A cluster randomized controlled trial. *PLoS Med* 2017; **14**: e1002442.

9 Figueroa C, Johnson C, Ford N, *et al.* Reliability of HIV rapid diagnostic tests for self-testing compared with testing by health-care workers: a systematic review and meta-analysis. *Lancet HIV* 2018; **5**: e277–90.

10 Johnson C, Baggaley R, Forsythe S, *et al.* Realizing the potential for HIV self-testing. *AIDS Behav* 2014; **18 Suppl 4**: S391-395.

11 Knight L, Makusha T, Lim J, Peck R, Taegtmeyer M, van Rooyen H. "I think it is right": a qualitative exploration of the acceptability and desired future use of oral swab and finger-prick HIV self-tests by lay users in KwaZulu-Natal, South Africa. *BMC Res Notes* 2017; **10**. DOI:10/gfth7d.

12 Kurth AE, Cleland CM, Chhun N, *et al.* Accuracy and Acceptability of Oral Fluid HIV Self-Testing in a General Adult Population in Kenya. *AIDS Behav* 2016; **20**: 870–9.

13 Njau B, Covin C, Lisasi E, *et al.* A systematic review of qualitative evidence on factors enabling and deterring uptake of HIV self-testing in Africa. *BMC Public Health* 2019; **19**: 1289.

14 Oldenburg CE, Ortblad KF, Chanda MM, *et al.* Intimate Partner Violence and Antiretroviral Therapy Initiation Among Female Sex Workers Newly Diagnosed With HIV in Zambia: A Prospective Study. *J Acquir Immune Defic Syndr* 2018; **79**: 5.

15 Thirumurthy H, Masters SH, Mavedzenge SN, Maman S, Omanga E, Agot K. Promoting male partner HIV testing and safer sexual decision making through secondary distribution of self-tests by HIV-negative female sex workers and women receiving antenatal and post-partum care in Kenya: a cohort study. *Lancet HIV* 2016; **3**: e266–74.

medRxiv preprint doi: https://doi.org/10.1101/2022.02.08.22270670; this version posted February 9, 2022. The copyright holder for this preprint (which was not certified by peer review) is the author/funder, who has granted medRxiv a license to display the preprint in perpetuity.
It is made available under a CC-BY-ND 4.0 International license .

16 Ingold H, Mwerinde O, Ross AL, *et al.* The Self-Testing AfRica (STAR) Initiative: accelerating global access and scale-up of HIV self-testing. *J Int AIDS Soc* 2019; **22**: e25249.

17 Lyons CE, Coly K, Bowring AL, *et al.* Use and Acceptability of HIV Self-Testing Among First-Time Testers at Risk for HIV in Senegal. *AIDS Behav* 2019; **23**: 130–41.

18 Rouveau N, Ky-Zerbo O, Boye S, *et al.* Describing, analysing and understanding the effects of the introduction of HIV self-testing in West Africa through the ATLAS programme in Côte d'Ivoire, Mali and Senegal. *BMC Public Health* 2021; **21**: 181.

19 Ky-Zerbo O, Desclaux A, Kouadio AB, *et al.* Enthusiasm for Introducing and Integrating HIV Self-Testing but Doubts About Users: A Baseline Qualitative Analysis of Key Stakeholders' Attitudes and Perceptions in Côte d'Ivoire, Mali and Senegal. *Front Public Health* 2021; **9**. DOI:10.3389/fpubh.2021.653481.

20 Tahlil KM, Ong JJ, Rosenberg NE, *et al.* Verification of HIV Self-Testing Use and Results: A Global Systematic Review. *AIDS Patient Care STDs* 2020; **34**: 147–56.

21 Choko AT, Jamil MS, MacPherson P, *et al.* Measuring linkage to HIV treatment services following HIV self-testing in low-income settings. *J Int AIDS Soc* 2020; **23**. DOI:10.1002/jia2.25548.

22 Choko AT, MacPherson P, Webb EL, *et al.* Uptake, Accuracy, Safety, and Linkage into Care over Two Years of Promoting Annual Self-Testing for HIV in Blantyre, Malawi: A Community-Based Prospective Study. *PLoS Med* 2015; **12**: e1001873.

23 Bhaskaran K, Hajat S, Haines A, Herrett E, Wilkinson P, Smeeth L. Short term effects of temperature on risk of myocardial infarction in England and Wales: time series regression analysis of the Myocardial Ischaemia National Audit Project (MINAP) registry. *BMJ* 2010; **341**: c3823.

24 Bhaskaran K, Gasparrini A, Hajat S, Smeeth L, Armstrong B. Time series regression studies in environmental epidemiology. *Int J Epidemiol* 2013; **42**: 1187–95.

25 Ortblad K, Kibuuka Musoke D, Ngabirano T, *et al.* Direct provision versus facility collection of HIV self-tests among female sex workers in Uganda: A cluster-randomized controlled health systems trial. *PLoS Med* 2017; **14**: e1002458.

26 Bekelynck A, Larmarange J, ANRS 12323 DOD-CI Study Group. Pepfar 3.0's HIV testing policy in Côte d'Ivoire (2014 to 2018): fragmentation, acceleration and disconnection. *J Int AIDS Soc* 2019; **22**: e25424.

27 Kra AK, Colin G, Diop PM, *et al.* Introducing and Implementing HIV Self-Testing in Côte d'Ivoire, Mali, and Senegal: What Can We Learn From ATLAS Project Activity Reports in the Context of the COVID-19 Crisis? *Front Public Health* 2021; : 1–14.

28 Kelvin EA, George G, Mwai E, *et al.* A Randomized Controlled Trial to Increase HIV Testing Demand Among Female Sex Workers in Kenya Through Announcing the Availability of HIV Self-testing Via Text Message. *AIDS Behav* 2019; **23**: 116–25.

29 Ky-Zerbo O. "When you provide an HIV self-testing kit […] you also need to know the results": lay providers' concerns on HIV self-testing provision to peers, ATLAS project.

medRxiv preprint doi: https://doi.org/10.1101/2022.02.08.22270670; this version posted February 9, 2022. The copyright holder for this preprint (which was not certified by peer review) is the author/funder, who has granted medRxiv a license to display the preprint in perpetuity.
It is made available under a CC-BY-ND 4.0 International license .

2020; published online Spring. https://academicmedicaleducation.com/meeting/interest-2020/e-poster/when-you-provide-hiv-self-testing-kit-you-also-need-know-results-lay (accessed Jan 14, 2022).

30 MacGowan RJ, Chavez PR, Borkowf CB, *et al*. Effect of Internet-Distributed HIV Self-tests on HIV Diagnosis and Behavioral Outcomes in Men Who Have Sex With Men: A Randomized Clinical Trial. *JAMA Intern Med* 2020; **180**: 117–25.

Data sharing statements

Upon request to the first or last author

Declaration of interests

CD, AV, JL, PMD, ASF and NR acknowledge funding from UNITAID through the ATLAS project. MCB and RS acknowledge funding from the MRC Centre for Global Infectious Disease Analysis (Reference MR/R015600/1), jointly funded by the UK Medical Research Council (MRC) and the UK Foreign, Commonwealth & Development Office (FCDO), under the MRC/FCDO Concordat agreement and is also part of the EDCTP2 program supported by the European Union. MM-G's research program is funded by the Tier 2 Canada Research Chair in Population Health Modeling. CJ declares that WHO receives grants to support activities on HIV testing including self-testing from USAID, UNITAID and the Bill and Melinda Gates Foundation

All the other authors declare no conflicts of interest.

Ethics statement

This study does not raise any ethical concern, as the data used are aggregated and thus completely anonymized.

A secondary analysis of the ATLAS programmatic data is included in the associated research protocol available at https://atlas.solthis.org/en/research/. This protocol (version 2.1, August 5 2019) was approved by the WHO Ethical Research Committee (August 7 2019, Reference: ERC 0003181), the National Ethics Committee for Life Sciences and Health of Côte d'Ivoire (May 28 2019, Reference: 049-19/MSHP/CNESVS-kp), the Ethics Committee of the Faculty of Medicine and Pharmacy of the University of Bamako, Mali (August 14 2019, Reference: 2019/88/CE/FMPOS), and the National Ethics Committee for Health Research of Senegal (July 26 2019, Protocol SEN19/32).

medRxiv preprint doi: https://doi.org/10.1101/2022.02.08.22270670; this version posted February 9, 2022. The copyright holder for this preprint (which was not certified by peer review) is the author/funder, who has granted medRxiv a license to display the preprint in perpetuity.
It is made available under a CC-BY-ND 4.0 International license .

Acknowledgments

The ATLAS Project was funded by Unitaid, Grant number 2018-23-ATLAS.

Authors' contribution

ASF and JL conceptualized the paper. ASF and PMD curated the data. ASF performed the formal analysis, wrote the initial computer programs and wrote the first draft of the paper, while JL supervised, validated and ensured the reproducibility of the results and was in charge of the project administration. ASF and JL defined the methodology and visualization adopted for the paper. ASF, PMD and AV provided the resources used for the research. JL, AV and CD secured funding for the project. ASF, KBK, EE, AV and PMD were involved in the investigation. All authors wrote, reviewed and edited the paper.

medRxiv preprint doi: https://doi.org/10.1101/2022.02.08.22270670; this version posted February 9, 2022. The copyright holder for this preprint **(which was not certified by peer review)** is the author/funder, who has granted medRxiv a license to display the preprint in perpetuity.
It is made available under a CC-BY-ND 4.0 International license .

Supplementary Material

Table of contents

Supplementary figures 1

Supplementary tables 1

Composition of the ATLAS Team 10

Data and R code .....**Erreur ! Signet non défini.**

Reference 15

Supplementary figures

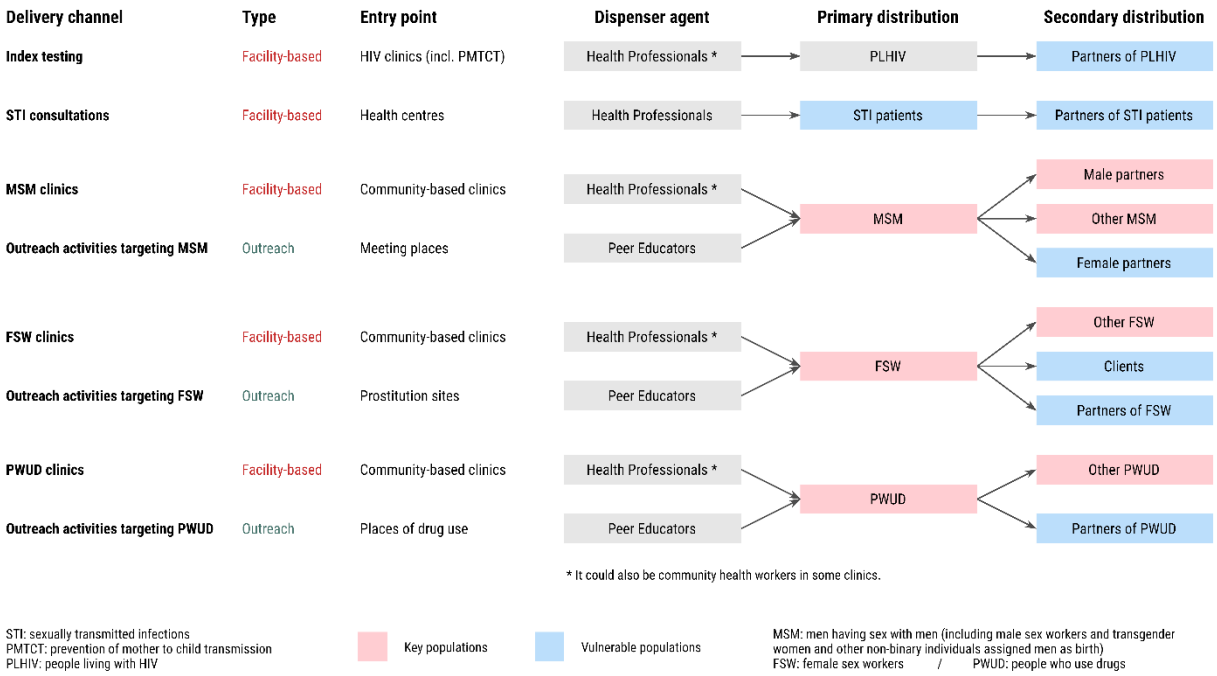

Note: This figure was first published in the ATLAS project protocol paper licensed under a Creative Commons Attribution.[1]

Figure A1: ATLAS HIVST kit delivery channels to reach key populations and other vulnerable populations

Supplementary tables

medRxiv preprint doi: https://doi.org/10.1101/2022.02.08.22270670; this version posted February 9, 2022. The copyright holder for this preprint (which was not certified by peer review) is the author/funder, who has granted medRxiv a license to display the preprint in perpetuity.
It is made available under a CC-BY-ND 4.0 International license .

Table A1: Effect of the number of HIVST kits distributed by ATLAS on HIV testing, conventional testing, diagnoses and ART initiations, time modeled using a cubic spline

	Adjusted for time			Adjusted for time and region		
Outcome	**Coef.**	**95% CI[1]**	**p value**	**Coef.**	**95% CI[1]**	**p value**
HIV testing (HIVST UR: 80%)	0·629	0·394 to 0·863	<0·001	0·567	0·333 to 0·802	<0·001
HIV testing (HIVST UR: 60%)	0·434	0·200 to 0·669	<0·001	0·373	0·138 to 0·607	0·002
Conventional testing	-0·149	-0·383 to 0·085	0·21	-0·211	-0·446 to 0·023	0·077
HIV diagnoses	0·009	0·001 to 0·016	0·024	0·007	0·000 to 0·015	0·055
ART initiations	0·000	-0·007 to 0·007	0·97	-0·001	-0·008 to 0·006	0·78

[1]CI = Confidence Interval. Coef.= coefficient. UR= utilization rate.

Table A2: Akaike information criterion comparison of the models according to trend modeling

	Outcome				
Trend modeling	**HIV testing (HIVST UR: 80%)**	**HIV testing (HIVST UR: 60%)**	**Conventional testing**	**HIV diagnoses**	**ART initiations**
Time indicator (categorical variable)	8 908·4	8 907·5	8 906·9	5 365·0	5 264·5
Cubic splines	8 949·9	8 948·7	8 947·4	5 393·5	5 293·2

Note: AIC was compared for the models adjusted for time and region. UR= utilization rate.

Table A3: Effect of the number of HIVST kits distributed by ATLAS on HIV testing, conventional testing, diagnoses and ART initiations, data restricted to the ATLAS districts

	Adjusted for time			Adjusted for time and region		
Outcome	**Coef.**	**95% CI[1]**	**p value**	**Coef.**	**95% CI[1]**	**p value**
HIV testing (HIVST UR: 80%)	0·997	0·357 to 1·637	0·003	0·910	0·265 to 1·554	0·007
HIV testing (HIVST UR: 60%)	0·798	0·160 to 1·436	0·015	0·710	0·068 to 1·353	0·031
Conventional testing	0·199	-0·435 to 0·833	0·53	0·112	-0·527 to 0·750	0·73
HIV diagnoses	0·018	-0·008 to 0·043	0·17	0·014	-0·010 to 0·038	0·25
ART initiations	0·004	-0·016 to 0·024	0·70	0·005	-0·014 to 0·025	0·57

[1]CI = Confidence Interval. Coef.= coefficient. UR= utilization rate. Time is modeled as a categorical variable.

medRxiv preprint doi: https://doi.org/10.1101/2022.02.08.22270670; this version posted February 9, 2022. The copyright holder for this preprint (which was not certified by peer review) is the author/funder, who has granted medRxiv a license to display the preprint in perpetuity.
It is made available under a CC-BY-ND 4.0 International license .

Table A4. Linear effect of the number of HIVST kits distributed through ATLAS on access to HIV testing (HIVST UR: 80%) in the 78 health districts monitored by PEPFAR in Côte d'Ivoire (Q3 2019 to Q1 2021)

	Adjusted for time			Adjusted for time and region		
Outcome	**Coef.**	**95% CI[1]**	**p value**	**Coef.**	**95% CI[1]**	**p value**
Number of HIVST kits distributed through ATLAS	0·649	0·417 to 0·881	<0·001	0·589	0·356 to 0·821	<0·001
Year, quarter						
2019 Q3	—	—		—	—	
2019 Q4	-648·483	-949·095 to -347·872	<0·001	-640·099	-940·512 to -339·686	<0·001
2020 Q1	-388·826	-689·875 to -87·777	0·011	-379·439	-680·290 to -78·587	0·014
2020 Q2	-923·909	-1 224·827 to -622·991	<0·001	-914·811	-1 215·531 to -614·091	<0·001
2020 Q3	-1 191·344	-1 496·342 to -886·346	<0·001	-1 175·526	-1 480·335 to -870·717	<0·001
2020 Q4	-1 514·979	-1 821·074 to -1 208·883	<0·001	-1 497·785	-1 803·694 to -1 191·876	<0·001
2021 Q1	-1 360·697	-1 666·589 to -1 054·804	<0·001	-1 343·749	-1 649·455 to -1 038·044	<0·001
Health region						
Abidjan 1-Grands Ponts	—	—		—	—	
Abidjan 2				6 277·155	2 830·228 to 9 724·082	<0·001
Agneby-Tiassa				-2 671·299	-6 479·104 to 1 136·505	0·17
Bagoue				-4 839·861	-9 286·027 to -393·695	0·033
Belier				-2 804·795	-6 612·600 to 1 003·010	0·15
Bere				-4 984·623	-8 792·428 to -1 176·818	0·011
Cavally				-4 840·133	-9 286·299 to -393·967	0·033
Gbeke				-2 734·833	-5 772·984 to 303·319	0·077
Gbokle-Nawa-San Pedro				1 239·698	-2 210·768 to 4 690·163	0·47
Goh				-2 497·642	-6 305·447 to 1 310·163	0·19
Gontougo				-3 941·187	-7 148·081 to -734·293	0·017
Guemon				-3 694·680	-7 502·485 to 113·124	0·057
Hambol				-3 723·804	-9 688·319 to 2 240·711	0·22
Haut-Sassandra				-1 280·947	-4 725·489 to 2 163·595	0·46
Iffou				-3 694·718	-9 659·233 to 2 269·796	0·22
Indenie-Djuablin				-2 107·190	-6 553·356 to 2 338·976	0·35
Loh-Djiboua				317·224	-5 647·290 to 6 281·739	0·92
Marahoue				-1 896·518	-5 704·323 to 1 911·286	0·32
Me				-3 430·036	-6 873·947 to 13·875	0·051

medRxiv preprint doi: https://doi.org/10.1101/2022.02.08.22270670; this version posted February 9, 2022. The copyright holder for this preprint (which was not certified by peer review) is the author/funder, who has granted medRxiv a license to display the preprint in perpetuity.
It is made available under a CC-BY-ND 4.0 International license .

	Adjusted for time			Adjusted for time and region		
Outcome	**Coef.**	**95% CI[1]**	**p value**	**Coef.**	**95% CI[1]**	**p value**
Moronou				-4 413·957	-8 221·761 to -606·152	0·024
N'zi				-5 155·861	-8 963·666 to -1 348·056	0·009
Poro				-3 401·490	-7 209·295 to 406·315	0·079
Tchologo				-5 147·618	-9 593·785 to -701·452	0·024
Tonkpi				-3 196·842	-7 004·647 to 610·963	0·10
Worodougou				-3 398·676	-7 844·842 to 1 047·490	0·13

[1]CI = Confidence Interval. Coef.= coefficient.

Table A5. Linear effect of the number of HIVST kits distributed through ATLAS on access to HIV testing (HIVST UR: 60%) in the 78 health districts monitored by PEPFAR in Côte d'Ivoire (Q3 2019 to Q1 2021)

	Adjusted for time			Adjusted for time and region		
Outcome	**Coef.**	**95% CI[1]**	**p value**	**Coef.**	**95% CI[1]**	**p value**
Number of HIVST kits distributed through ATLAS	0·453	0·221 to 0·686	<0·001	0·393	0·160 to 0·625	<0·001
Year, quarter						
2019 Q3	—	—		—	—	
2019 Q4	-642·300	-942·751 to -341·850	<0·001	-633·892	-934·143 to -333·641	<0·001
2020 Q1	-385·996	-686·884 to -85·109	0·012	-376·582	-677·271 to -75·893	0·014
2020 Q2	-938·792	-1 239·549 to -638·036	<0·001	-929·668	-1 230·226 to -629·110	<0·001
2020 Q3	-1 196·979	-1 501·813 to -892·146	<0·001	-1 181·116	-1 485·760 to -876·472	<0·001
2020 Q4	-1 515·986	-1 821·916 to -1 210·057	<0·001	-1 498·744	-1 804·486 to -1 193·001	<0·001
2021 Q1	-1 366·110	-1 671·837 to -1 060·383	<0·001	-1 349·114	-1 654·654 to -1 043·575	<0·001
Health region						
Abidjan 1-Grands Ponts	—	—		—	—	
Abidjan 2				6 251·295	2 818·041 to 9 684·549	<0·001
Agneby-Tiassa				-2 655·936	-6 448·617 to 1 136·745	0·17
Bagoue				-4 818·322	-9 246·826 to -389·817	0·034
Belier				-2 790·117	-6 582·798 to 1 002·564	0·15
Bere				-4 963·298	-8 755·979 to -1 170·617	0·011
Cavally				-4 823·365	-9 251·869 to -394·860	0·033
Gbeke				-2 722·646	-5 748·734 to 303·443	0·077
Gbokle-Nawa-San Pedro				1 222·206	-2 214·597 to 4 659·008	0·48
Goh				-2 486·384	-6 279·065 to 1 306·297	0·19

medRxiv preprint doi: https://doi.org/10.1101/2022.02.08.22270670; this version posted February 9, 2022. The copyright holder for this preprint (which was not certified by peer review) is the author/funder, who has granted medRxiv a license to display the preprint in perpetuity.
It is made available under a CC-BY-ND 4.0 International license .

	Adjusted for time			Adjusted for time and region		
Outcome	**Coef.**	**95% CI[1]**	**p value**	**Coef.**	**95% CI[1]**	**p value**
Gontougo				-3 921·359	-7 115·518 to -727·199	0·017
Guemon				-3 682·555	-7 475·236 to 110·126	0·057
Hambol				-3 704·422	-9 645·239 to 2 236·396	0·22
Haut-Sassandra				-1 270·208	-4 701·070 to 2 160·655	0·46
Iffou				-3 673·822	-9 614·639 to 2 266·996	0·22
Indenie-Djuablin				-2 092·336	-6 520·840 to 2 336·168	0·35
Loh-Djiboua				327·207	-5 613·611 to 6 268·024	0·91
Marahoue				-1 892·708	-5 685·389 to 1 899·974	0·32
Me				-3 419·005	-6 849·235 to 11·226	0·051
Moronou				-4 394·060	-8 186·741 to -601·379	0·024
N'zi				-5 134·441	-8 927·122 to -1 341·760	0·009
Poro				-3 382·650	-7 175·332 to 410·031	0·079
Tchologo				-5 126·408	-9 554·912 to -697·903	0·024
Tonkpi				-3 186·260	-6 978·941 to 606·421	0·10
Worodougou				-3 376·808	-7 805·312 to 1 051·697	0·13

[1]CI = Confidence Interval. Coef.= coefficient.

Table A6. Linear effect of the number of HIVST kits distributed through ATLAS on HIV conventional testing in the 78 health districts monitored by PEPFAR in Côte d'Ivoire (Q3 2019 to Q1 2021)

	Adjusted for time			Adjusted for time and region		
Outcome	**Coef.**	**95% CI[1]**	**p value**	**Coef.**	**95% CI[1]**	**p value**
Number of HIVST kits distributed through ATLAS	-0·133	-0·365 to 0·099	0·26	-0·195	-0·427 to 0·038	0·10
Year, quarter						
2019 Q3	—	—		—	—	
2019 Q4	-623·816	-924·473 to -323·159	<0·001	-615·297	-915·751 to -314·843	<0·001
2020 Q1	-377·580	-678·674 to -76·486	0·014	-368·042	-668·934 to -67·150	0·017
2020 Q2	-983·512	-1 284·475 to -682·549	<0·001	-974·267	-1 275·028 to -673·507	<0·001
2020 Q3	-1 214·009	-1 519·048 to -908·970	<0·001	-1 197·936	-1 502·782 to -893·090	<0·001
2020 Q4	-1 519·143	-1 825·278 to -1 213·008	<0·001	-1 501·672	-1 807·617 to -1 195·727	<0·001
2021 Q1	-1 382·481	-1 688·414 to -1 076·549	<0·001	-1 365·261	-1 671·003 to -1 059·519	<0·001
Health region						

medRxiv preprint doi: https://doi.org/10.1101/2022.02.08.22270670; this version posted February 9, 2022. The copyright holder for this preprint (which was not certified by peer review) is the author/funder, who has granted medRxiv a license to display the preprint in perpetuity.
It is made available under a CC-BY-ND 4.0 International license .

	Adjusted for time			Adjusted for time and region		
Outcome	**Coef.**	**95% CI[1]**	**p value**	**Coef.**	**95% CI[1]**	**p value**
Abidjan 1-Grands Ponts	—	—		—	—	
Abidjan 2				6 173·582	2 781·161 to 9 566·003	<0·001
Agneby-Tiassa				-2 609·766	-6 357·267 to 1 137·736	0·17
Bagoue				-4 753·623	-9 129·363 to -377·882	0·034
Belier				-2 746·004	-6 493·505 to 1 001·498	0·15
Bere				-4 899·242	-8 646·743 to -1 151·740	0·011
Cavally				-4 772·980	-9 148·720 to -397·239	0·033
Gbeke				-2 686·004	-5 676·058 to 304·051	0·077
Gbokle-Nawa-San Pedro				1 169·545	-2 226·469 to 4 565·560	0·49
Goh				-2 452·527	-6 200·029 to 1 294·974	0·19
Gontougo				-3 861·794	-7 017·914 to -705·674	0·017
Guemon				-3 646·099	-7 393·600 to 101·402	0·056
Hambol				-3 646·194	-9 516·213 to 2 223·825	0·22
Haut-Sassandra				-1 237·908	-4 627·908 to 2 152·091	0·47
Iffou				-3 611·051	-9 481·070 to 2 258·968	0·22
Indenie-Djuablin				-2 047·694	-6 423·435 to 2 328·047	0·35
Loh-Djiboua				357·234	-5 512·785 to 6 227·254	0·90
Marahoue				-1 881·194	-5 628·695 to 1 866·307	0·32
Me				-3 385·851	-6 775·210 to 3·508	0·050
Moronou				-4 334·289	-8 081·791 to -586·788	0·024
N'zi				-5 070·099	-8 817·600 to -1 322·598	0·009
Poro				-3 326·051	-7 073·553 to 421·450	0·081
Tchologo				-5 062·694	-9 438·435 to -686·953	0·024
Tonkpi				-3 154·432	-6 901·934 to 593·069	0·10
Worodougou				-3 311·123	-7 686·863 to 1 064·618	0·14

[1]CI = Confidence Interval. Coef.= coefficient.

Table A7. Linear effect of the number of HIVST kits distributed through ATLAS on HIV diagnoses in the 78 health districts monitored by PEPFAR in Côte d'Ivoire (Q3 2019 to Q1 2021)

medRxiv preprint doi: https://doi.org/10.1101/2022.02.08.22270670; this version posted February 9, 2022. The copyright holder for this preprint **(which was not certified by peer review)** is the author/funder, who has granted medRxiv a license to display the preprint in perpetuity.
It is made available under a CC-BY-ND 4.0 International license .

	Adjusted for time			Adjusted for time and region		
Outcome	**Coef.**	**95% CI[1]**	**p value**	**Coef.**	**95% CI[1]**	**p value**
Number of HIVST kits distributed through ATLAS	0·009	0·001 to 0·016	0·019	0·008	0·000 to 0·015	0·044
Year, quarter						
2019 Q3	—	—		—	—	
2019 Q4	-14·016	-23·595 to -4·437	0·004	-13·838	-23·413 to -4·263	0·005
2020 Q1	8·208	-1·385 to 17·801	0·093	8·407	-1·182 to 17·996	0·086
2020 Q2	-8·557	-18·146 to 1·032	0·080	-8·364	-17·949 to 1·220	0·087
2020 Q3	-3·623	-13·342 to 6·096	0·46	-3·288	-13·003 to 6·427	0·51
2020 Q4	-5·851	-15·605 to 3·903	0·24	-5·487	-15·237 to 4·263	0·27
2021 Q1	-7·238	-16·986 to 2·510	0·15	-6·879	-16·623 to 2·865	0·17
Health region						
Abidjan 1-Grands Ponts	—	—		—	—	
Abidjan 2				210·178	101·255 to 319·100	<0·001
Agneby-Tiassa				-128·466	-248·790 to -8·142	0·037
Bagoue				-160·990	-301·486 to -20·494	0·026
Belier				-115·561	-235·886 to 4·763	0·059
Bere				-167·371	-287·695 to -47·047	0·007
Cavally				-142·418	-282·914 to -1·923	0·047
Gbeke				-109·061	-205·065 to -13·057	0·027
Gbokle-Nawa-San Pedro				-78·665	-187·701 to 30·371	0·15
Goh				-85·466	-205·790 to 34·858	0·16
Gontougo				-122·990	-224·326 to -21·654	0·018
Guemon				-126·228	-246·552 to -5·904	0·040
Hambol				-132·133	-320·607 to 56·342	0·17
Haut-Sassandra				-79·490	-188·335 to 29·356	0·15
Iffou				-144·847	-333·321 to 43·627	0·13
Indenie-Djuablin				-55·776	-196·271 to 84·720	0·43
Loh-Djiboua				-39·561	-228·036 to 148·913	0·68
Marahoue				-97·704	-218·028 to 22·620	0·11
Me				-156·063	-264·888 to -47·238	0·006

medRxiv preprint doi: https://doi.org/10.1101/2022.02.08.22270670; this version posted February 9, 2022. The copyright holder for this preprint (which was not certified by peer review) is the author/funder, who has granted medRxiv a license to display the preprint in perpetuity.
It is made available under a CC-BY-ND 4.0 International license .

	Adjusted for time			Adjusted for time and region		
Outcome	**Coef.**	**95% CI[1]**	**p value**	**Coef.**	**95% CI[1]**	**p value**
Moronou				-162·228	-282·552 to -41·904	0·009
N'zi				-180·895	-301·219 to -60·570	0·004
Poro				-116·799	-237·124 to 3·525	0·057
Tchologo				-169·276	-309·771 to -28·780	0·019
Tonkpi				-81·466	-201·790 to 38·858	0·18
Worodougou				-149·776	-290·271 to -9·280	0·037

[1]CI = Confidence Interval. Coef.= coefficient.

Table A8. Linear effect of the number of HIVST kits distributed through ATLAS on ART initiations in the 78 health districts monitored by PEPFAR in Côte d'Ivoire (Q3 2019 to Q1 2021)

	Adjusted for time			Adjusted for time and region		
Outcome	**Coef.**	**95% CI[1]**	**p value**	**Coef.**	**95% CI[1]**	**p value**
Number of HIVST kits distributed through ATLAS	0·000	-0·007 to 0·006	0·90	-0·002	-0·008 to 0·005	0·66
Year, quarter						
2019 Q3	—	—		—	—	
2019 Q4	-5·220	-13·918 to 3·477	0·24	-5·073	-13·766 to 3·620	0·25
2020 Q1	6·031	-2·679 to 14·741	0·17	6·196	-2·510 to 14·902	0·16
2020 Q2	-17·946	-26·652 to -9·240	<0·001	-17·786	-26·488 to -9·084	<0·001
2020 Q3	-12·307	-21·131 to -3·482	0·006	-12·028	-20·849 to -3·208	0·008
2020 Q4	-6·181	-15·037 to 2·675	0·17	-5·879	-14·731 to 2·973	0·19
2021 Q1	-6·632	-15·482 to 2·219	0·14	-6·334	-15·180 to 2·513	0·16
Health region						
Abidjan 1-Grands Ponts	—	—		—	—	
Abidjan 2				179·593	81·829 to 277·356	<0·001
Agneby-Tiassa				-111·742	-219·738 to -3·746	0·043
Bagoue				-143·313	-269·414 to -17·213	0·027
Belier				-105·599	-213·595 to 2·397	0·055
Bere				-151·789	-259·785 to -43·794	0·007
Cavally				-147·956	-274·056 to -21·856	0·022
Gbeke				-99·242	-185·410 to -13·074	0·025
Gbokle-Nawa-San Pedro				-71·021	-168·889 to 26·846	0·15

medRxiv preprint doi: https://doi.org/10.1101/2022.02.08.22270670; this version posted February 9, 2022. The copyright holder for this preprint **(which was not certified by peer review)** is the author/funder, who has granted medRxiv a license to display the preprint in perpetuity.
It is made available under a CC-BY-ND 4.0 International license .

	Adjusted for time			Adjusted for time and region		
Outcome	**Coef.**	**95% CI[1]**	**p value**	**Coef.**	**95% CI[1]**	**p value**
Goh				-83·170	-191·166 to 24·825	0·13
Gontougo				-109·970	-200·924 to -19·017	0·019
Guemon				-131·361	-239·357 to -23·365	0·018
Hambol				-120·885	-290·047 to 48·278	0·16
Haut-Sassandra				-64·028	-161·721 to 33·666	0·19
Iffou				-129·885	-299·047 to 39·278	0·13
Indenie-Djuablin				-40·028	-166·128 to 86·073	0·53
Loh-Djiboua				-38·170	-207·333 to 130·992	0·65
Marahoue				-86·647	-194·642 to 21·349	0·11
Me				-142·715	-240·389 to -45·040	0·005
Moronou				-144·789	-252·785 to -36·794	0·010
N'zi				-163·361	-271·357 to -55·365	0·004
Poro				-105·789	-213·785 to 2·206	0·055
Tchologo				-149·742	-275·842 to -23·642	0·021
Tonkpi				-83·123	-191·118 to 24·873	0·13
Worodougou				-127·242	-253·342 to -1·142	0·048

[1]CI = Confidence Interval. Coef.= coefficient.

medRxiv preprint doi: https://doi.org/10.1101/2022.02.08.22270670; this version posted February 9, 2022. The copyright holder for this preprint **(which was not certified by peer review)** is the author/funder, who has granted medRxiv a license to display the preprint in perpetuity.
It is made available under a CC-BY-ND 4.0 International license .

Composition of the ATLAS Team

medRxiv preprint doi: https://doi.org/10.1101/2022.02.08.22270670; this version posted February 9, 2022. The copyright holder for this preprint **(which was not certified by peer review)** is the author/funder, who has granted medRxiv a license to display the preprint in perpetuity.
It is made available under a CC-BY-ND 4.0 International license .

ATLAS Research Team	
Amani Elvis Georges	Programme PACCI, ANRS Research Site, Treichville University Hospital, Abidjan, Côte d'Ivoire.
Badiane Kéba	Solthis, Sénégal
Bayac Céline	Solthis, France
Bekelynck Anne	Programme PACCI, ANRS Research Site, Treichville University Hospital, Abidjan, Côte d'Ivoire
Boily Marie-Claude	Medical Research Council Centre for Global Infectious Disease Analysis, Department of Infectious Disease Epidemiology, Imperial College London, London, United Kingdom
Boye Sokhna	Centre Population et Développement, Institut de Recherche pour le Développement, Université de Paris, Inserm, Paris, France
Breton Guillaume	Solthis, Paris, France
d'Elbée Marc	Department of Global Health and Development, Faculty of Public Health and Policy, London School of Hygiene and Tropical Medicine, London, UK
Desclaux Alice	Institut de Recherche pour le Développement, Transvihmi (UMI 233 IRD, 1175 INSERM, Montpellier University), Montpellier, France/CRCF, Dakar, Sénégal
Desgrées du Loû Annabel	Centre Population et Développement, Institut de Recherche pour le Développement, Université de Paris, Inserm, Paris, France
Diop Papa Moussa	Solthis, Sénégal
Doumenc-Aïdara Clémence	Solthis, Dakar, Sénégal
Ehui Eboi	Directeur Coordonnateur, PNLS
Graham Medley	Department of Global Health and Development, Faculty of Public Health and Policy, London School of Hygiene and Tropical Medicine, London, UK
Jean Kévin	Laboratoire MESuRS, Conservatoire National des Arts et Métiers, Paris, France
Keita Abdelaye	Institut National de Recherche en Santé Publique, Bamako, Mali
Kouadio Brou Alexis	Assistant de recherche, Côte d'Ivoire
Kouassi Kra Arsène	Centre Population et Développement, Institut de Recherche pour le Développement, Université de Paris, Inserm, Paris, France
Ky-Zerbo Odette	TransVIHMI, IRD, Université de Montpellier, INSERM
Larmarange Joseph	Centre Population et Développement, Institut de Recherche pour le Développement, Université de Paris, Inserm, Paris, France

medRxiv preprint doi: https://doi.org/10.1101/2022.02.08.22270670; this version posted February 9, 2022. The copyright holder for this preprint **(which was not certified by peer review)** is the author/funder, who has granted medRxiv a license to display the preprint in perpetuity.
It is made available under a CC-BY-ND 4.0 International license .

Maheu-Giroux Mathieu	Department of Epidemiology, Biostatistics, and Occupational Health, School of Population and Global Health, McGill University, Montréal, QC, H3A 1A2, Canada
Medley Graham	Department of Global Health and Development, Faculty of Public Health and Policy, London School of Hygiene and Tropical Medicine, London, UK
Moh Raoul	Programme PACCI, ANRS Research Site, Treichville University Hospital, Abidjan, Côte d'Ivoire. Department of Infectious and Tropical Diseases, Treichville University Teaching Hospital, Abidjan, Côte d'Ivoire. Medical School, University Felix Houphouet Boigny, Abidjan, Côte d'Ivoire
Ndour Cheikh Tidiane	Division de Lutte contre le Sida et les IST, Ministère de la Santé et de l'Action Sociale Institut d'Hygiène Sociale, Dakar, Sénégal
Pourette Dolorès	Centre Population et Développement, Institut de Recherche pour le Développement, Université de Paris, Inserm, Paris, France
Rouveau Nicolas	Centre Population et Développement, Institut de Recherche pour le Développement, Université de Paris, Inserm, Paris, France
Silhol Romain	Medical Research Council Centre for Global Infectious Disease Analysis, Department of Infectious Disease Epidemiology, Imperial College London, London, United Kingdom
Simo Fotso Arlette	Centre Population et Développement, Institut de Recherche pour le Développement, Université de Paris, Inserm, Paris, France
Terris-Prestholt Fern	Department of Global Health and Development, Faculty of Public Health and Policy, London School of Hygiene and Tropical Medicine, London, UK
Traore Métogara Mohamed	Solthis, Côte d'Ivoire
Vautier Anthony	Solthis, Dakar, Sénégal
Solthis coordination team	
Diallo Sanata	Solthis, Dakar, Sénégal
Gueye Papa Alioune	Solthis, Dakar, Sénégal
Geoffroy Olivier	Solthis, Abidjan, Côte d'Ivoire
Kabemba Odé Kanku	Solthis, Bamako, Mali
Implementation in Côte d'Ivoire	
Abokon Armand	Fondation Ariel Glaser, Côte d'Ivoire
Anoma Camille	Espace Confiance, Côte d'Ivoire
Diokouri Annie	Fondation Ariel Glaser, Côte d'Ivoire

medRxiv preprint doi: https://doi.org/10.1101/2022.02.08.22270670; this version posted February 9, 2022. The copyright holder for this preprint (which was not certified by peer review) is the author/funder, who has granted medRxiv a license to display the preprint in perpetuity.
It is made available under a CC-BY-ND 4.0 International license .

Kouame Blaise	Service Dépistage, PNLS
Kouakou Venance	Heartland Alliance, Côte d'Ivoire
Koffi Odette	Aprosam, Côte d'Ivoire
Kpolo Alain-Michel	Ruban Rouge, Côte d'Ivoire
Tety Josiane	Blety, Côte d'Ivoire
Traore Yacouba	ORASUR, Côte d'Ivoire
Implementation in Mali	
Bagendabanga Jules	FHI 360, Mali
Berthé Djelika	PSI, Mali
Diakite Daouda	Secrétariat Exécutif du Haut Conseil National de Lutte contre le Sida, Mali
Diakité Mahamadou	Danayaso, Mali
Diallo Youssouf	CSLS/MSHP
Daouda Minta	Comité scientifique VIH
Hessou Septime	Plan Mali
Kanambaye Saidou	PSI, Mali
Kanoute Abdul Karim	Plan Mali
Keita Dembele Bintou	Arcad-Sida, Mali
Koné Dramane	Secrétariat Exécutif du Haut Conseil National de Lutte contre le Sida, Mali
Koné Mariam	AKS, Mali
Maiga Almoustapha	Comité scientifique VIH
Nouhoum Telly	CSLS/MSHP
Sanogo Abdoulaye	Amprode Sahel, Mali
Saran Keita Aminata	Soutoura, Mali
Sidibé Fadiala	Soutoura, Mali
Tall Madani	FHI 360, Mali

medRxiv preprint doi: https://doi.org/10.1101/2022.02.08.22270670; this version posted February 9, 2022. The copyright holder for this preprint **(which was not certified by peer review)** is the author/funder, who has granted medRxiv a license to display the preprint in perpetuity.
It is made available under a CC-BY-ND 4.0 International license .

Yattassaye Camara Adam	Arcad-Sida, Mali
Implementation in Senegal	
Bâ Idrissa	CEPIAD, Sénégal
Diallo Papa Amadou Niang	CNLS, Sénégal
Fall Fatou	DLSI, Ministère de la Santé et de l'action sociale, Sénégal
Guèye NDèye Fatou NGom	CTA, Sénégal
Ndiaye Sidy Mokhtar	Enda Santé, Sénégal
Niang Alassane Moussa	DLSI, Ministère de la Santé et de l'action sociale, Sénégal
Samba Oumar	CEPIAD, Sénégal
Thiam Safiatou	CNLS, Sénégal
Turpin Nguissali M.E.	Enda Santé, Sénégal
Partners	
Bouaré Seydou	Assistant de recherche, Mali
Camara Cheick Sidi	Assistant de recherche, Mali
Eponon Ehua Agnes	Assistante de recherche, Sénégal
Kouvahe Amélé	Stagiaire IRD
Montaufray Marie-Anne	Stagiaire IRD
Mosso Rosine	ENSEA Ecole Nationale de Statistiques et d'Economie Appliquée, Abidjan, Côte d'Ivoire
Ndeye Pauline Dama	Chargée de l'enquête coupons, Sénégal
Sarrassat Sophie	Centre for Maternal, Adolescent, Reproductive and Child Health, London School of Hygiene and Tropical Medicine, London, UK
Sow Souleymane	Assistant de recherche, Sénégal

medRxiv preprint doi: https://doi.org/10.1101/2022.02.08.22270670; this version posted February 9, 2022. The copyright holder for this preprint **(which was not certified by peer review)** is the author/funder, who has granted medRxiv a license to display the preprint in perpetuity.
It is made available under a CC-BY-ND 4.0 International license .

Reference

1 Rouveau N, Ky-Zerbo O, Boye S, *et al.* Describing, analysing and understanding the effects of the introduction of HIV self-testing in West Africa through the ATLAS programme in Côte d'Ivoire, Mali and Senegal. *BMC Public Health* 2021; **21**: 181.