

RESEARCH LETTER

10.1002/2017GL076588

Cassini CAPS Identification of Pickup Ion Compositions at Rhea

Key Points:

- Velocity space analysis reveals negative pickup ions at Rhea as consistent with mass 26 ± 3 u which are consequently suggested to consist of CN^- , C_2H^- , C_2^- , or HCO^-
- These carbon-based negative ions are suggested to derive from carbonaceous material present on Rhea's surface which is exogenic in origin
- These results may provide insight into the unidentified trace constituents distributed throughout the icy satellites of Saturn and Jupiter

Correspondence to:

R. T. Desai,
ravindra.desai@imperial.ac.uk

Citation:

Desai, R. T., Taylor, S. A., Regoli, L. H., Coates, A. J., Nordheim, T. A., Cordiner, M. A., ... Waite, J. H. (2018). Cassini CAPS identification of pickup ion compositions at Rhea. *Geophysical Research Letters*, 45, 1704–1712. <https://doi.org/10.1002/2017GL076588>

Received 29 NOV 2017

Accepted 24 JAN 2018

Accepted article online 30 JAN 2018

Published online 19 FEB 2018

©2018. The Authors.

This is an open access article under the terms of the Creative Commons Attribution License, which permits use, distribution and reproduction in any medium, provided the original work is properly cited.

R. T. Desai^{1,2,3} , S. A. Taylor^{1,2} , L. H. Regoli⁴ , A. J. Coates^{1,2} , T. A. Nordheim⁵ , M. A. Cordiner⁶ , B. D. Teolis⁷ , M. F. Thomsen⁸ , R. E. Johnson⁹, G. H. Jones^{1,2} , M. M. Cowee¹⁰ , and J. H. Waite⁷

¹Mullard Space Science Laboratory, University College London, London, UK, ²Centre for Planetary Science at UCL/Birkbeck, London, UK, ³Blackett Laboratory, Imperial College London, London, UK, ⁴Department of Space Science and Engineering, University of Michigan, Ann Arbor, MI, USA, ⁵NASA-JPL/Caltech, Pasadena, CA, USA, ⁶NASA Goddard Space Flight Center, Greenbelt, MD, USA, ⁷Space Science and Engineering Division, Southwest Research Institute, San Antonio, TX, USA, ⁸Planetary Science Institute, Tucson, AZ, USA, ⁹Engineering Physics, University of Virginia, Charlottesville, VA, USA, ¹⁰Los Alamos National Laboratory, Los Alamos, NM, USA

Abstract Saturn's largest icy moon, Rhea, hosts a tenuous surface-sputtered exosphere composed primarily of molecular oxygen and carbon dioxide. In this Letter, we examine Cassini Plasma Spectrometer velocity space distributions near Rhea and confirm that Cassini detected nongyrotropic fluxes of outflowing CO_2^+ during both the R1 and R1.5 encounters. Accounting for this nongyrotropy, we show that these possess comparable along-track densities of $\sim 2 \times 10^{-3} \text{ cm}^{-3}$. Negatively charged pickup ions, also detected during R1, are surprisingly shown as consistent with mass 26 ± 3 u which we suggest are carbon-based compounds, such as CN^- , C_2H^- , C_2^- , or HCO^- , sputtered from carbonaceous material on the moon's surface. The negative ions are calculated to possess along-track densities of $\sim 5 \times 10^{-4} \text{ cm}^{-3}$ and are suggested to derive from exogenic compounds, a finding consistent with the existence of Rhea's dynamic CO_2 exosphere and surprisingly low O_2 sputtering yields. These pickup ions provide important context for understanding the exospheric and surface ice composition of Rhea and of other icy moons which exhibit similar characteristics.

1. Introduction

Rhea is Saturn's largest icy moon with a radius of ~ 764 km and orbits within the sub-Alfvénic environment of Saturn's middle magnetosphere. As such, Rhea presents an archetype of the dominant satellite class at the outer planets, whose physical properties can be used to understand the formation and evolution of the giant planetary systems and, especially, their many moons.

A sputter-induced exosphere was first discovered to exist at Rhea by the Cassini spacecraft (Teolis et al., 2010), a phenomenon also present at Dione, Europa, Callisto, and Ganymede (Carlson, 1999; Hall et al., 1998; Tokar et al., 2012). Rhea's and Dione's exospheres were also surprisingly found to host large quantities of CO_2 (Teolis & Waite, 2016), a characteristic shared with Callisto. Rhea's surface is predominantly water ice while also containing lesser quantities of darker non-ice constituents and trace compounds such as CO_2 (Clark et al., 2008). Beneath this, Rhea's gravitational field indicates a body existing away from hydrostatic equilibrium which might be differentiated (Tortora et al., 2016) and possibly hosts a subsurface water ocean (Hussmann et al., 2006).

Rhea is an unmagnetized body and acts to absorb incident magnetodisk plasma (Khurana et al., 2008; Roussos et al., 2008). Ionized material can be directly picked up by the motional electric field and can form "pickup ion" current systems which, with the resulting $j \times B$ force and density gradients associated with the plasma wake (Khurana et al., 2017; Simon et al., 2012), can slow down the incident magnetoplasma causing field line draping and Alfvén wings. Pickup ions, as well as providing information on bulk and trace atmospheric constituents, impact the moon's plasma interaction and mass load Saturn's middle magnetosphere.

In a plasma flow, pickup ions will be accelerated to a maximum velocity of twice that of the bulk plasma and, in the plasma frame, will possess energies of

$$E_i = \frac{1}{2} m_i v_b^2 \sin^2 \theta, \tag{1}$$

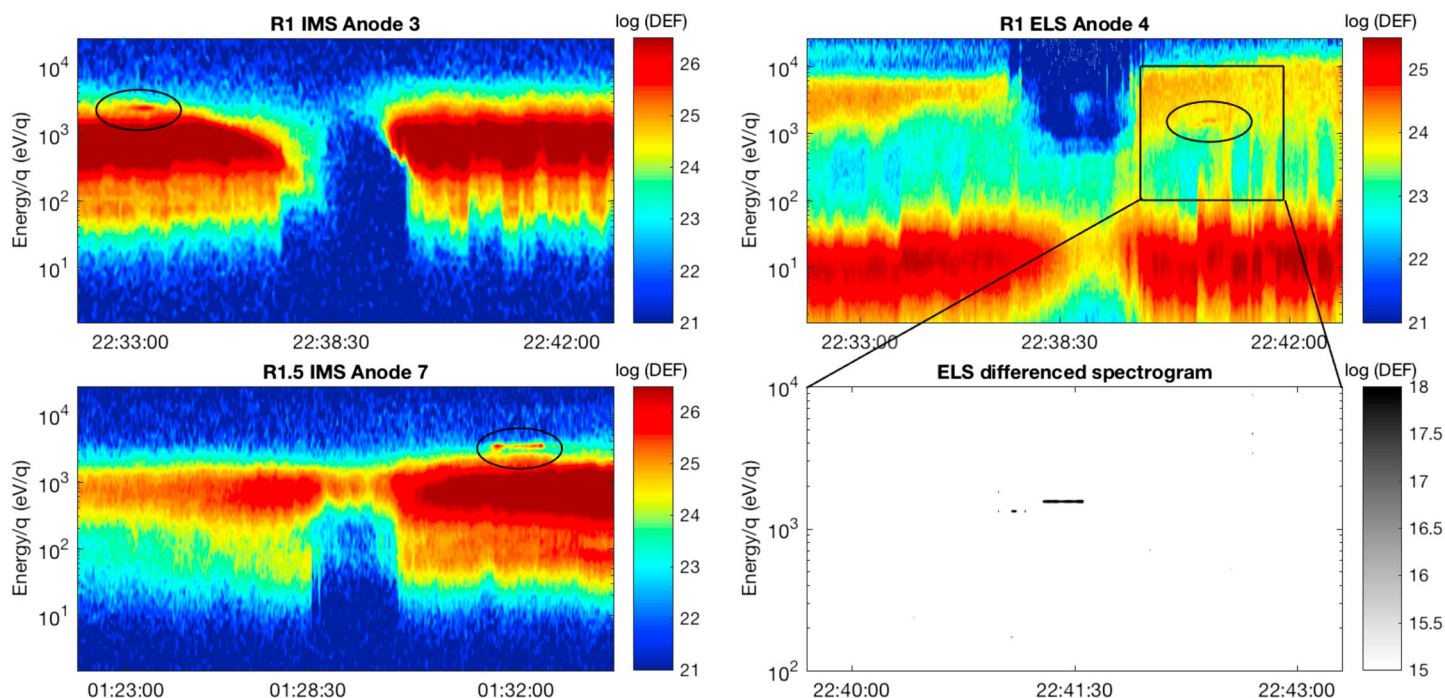


Figure 1. The left-hand panels show Cassini Plasma Spectrometer Ion Mass Spectrometer (IMS) differential energy flux (DEF) spectrograms acquired during the R1 and R1.5 encounters with Rhea and the right-hand panels the Cassini Plasma Spectrometer Electron Spectrometer (ELS) DEF spectrogram acquired during the R1 encounter. The IMS pickup ion detections are encircled at 22:33:00 during R1 at ~ 2.5 keV and 01:33:00 during R1.5 at ~ 3.5 keV. The negative pickup ion detections are evident at 22:41:30 at ~ 1.5 keV. The lower right-hand panel shows a differenced plot of the ELS data which shows a negatively charged pickup ion signature similar in appearance to the positive pickup ion signatures.

where m_i is the pickup ion mass, v_b is the bulk plasma velocity in the initial rest frame, and θ is the angle between the bulk plasma velocity and the magnetic field (Coates et al., 1989).

At Rhea's orbit of $\sim 8.9 R_S$, the Saturnian magnetic field is nominally dipolar and newly born ions will be accelerated perpendicularly to the magnetic field to execute rings in velocity space. If the size of the ion gyroradii significantly exceeds that of the pickup ion source region, the resultant distributions will not fill the entire ring and can be considered nongyrotropic.

Pickup ion distributions are inherently unstable and provide a source of free energy for plasma wave generation (Wu & Davidson, 1972). These waves act to scatter the distributions in pitch angle, energy, and heat ambient gyroresonant populations. Alfvén-cyclotron waves, generated by pickup ions, have been observed throughout Saturn's extended neutral cloud out to $\sim 8 R_S$ where the increased plasma beta (ratio of magnetic to thermal pressure) results in the mirror mode dominating (Meeks et al., 2016; Russell et al., 2006). The magnetic signatures of mass loading have, however, not been reported in the vicinity of Rhea, despite increased O_2^+ abundances being observed at these radial distances (Martens et al., 2008).

In this *Letter*, we examine Cassini Plasma Spectrometer (CAPS) observations of pickup ions outflowing from Rhea with emphasis on further constraining the composition and origin of the negatively charged pickup ions detected by the CAPS Electron Spectrometer (ELS).

2. Velocity Space Analysis

The CAPS Ion Mass Spectrometer (IMS) and CAPS ELS (Young et al., 2013) were designed to measure low-energy ions and electrons in the ranges of 1 eV to 50.3 keV and 0.6 eV to 28.8 keV, respectively. CAPS is located on an actuator which was held fixed during the Rhea flybys. Figure 1 shows the CAPS observations during the targeted R1 encounter on 26 November 2005 and the nontargeted R1.5 encounter on 30 August. Closest approach occurred at 765 km and 5736 km, respectively, and both flybys occurred behind the moon, thus providing the opportunity to observe outflowing material.

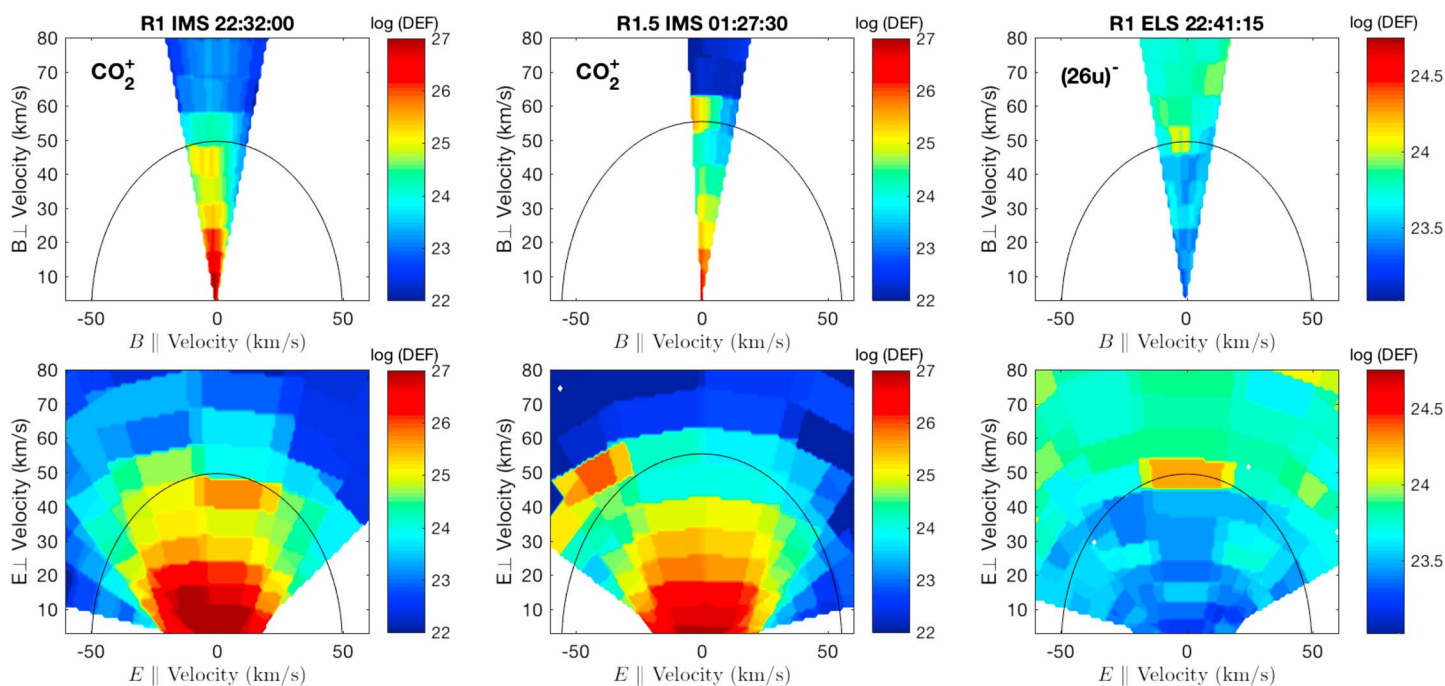


Figure 2. The Cassini Plasma Spectrometer data are converted into velocity space assuming CO_2^+ (left and middle panels) and mass 26 u (right-hand panels). These are projected into planes parallel and perpendicular to the magnetic field and $-\mathbf{v} \times \mathbf{B}$ electric field for a single energy sweep. A linear interpolation is used for overlapping field of views which dilutes the detections when projected relative to the magnetic field. The geometrical look directions are used which, combined with each anodes 20° width, smears the detections in the parallel and antiparallel directions. The pickup velocity ring contour is overlaid.

During both encounters, a marked dropout in ion and electron fluxes occurs as Cassini traversed the moon's plasma wake. During R1, distinct plasma populations are visible in the IMS spectrogram around 22:33 UT at ~ 2.5 keV, and during R1.5 a similar population is observed at 01:32 UT at ~ 3.5 keV. In the ELS spectrogram, a distinct plasma population is visible at 22:41 UT at ~ 1.6 keV, and a differenced plot (obtained by averaging the counts on anodes oriented away from 90° pitch angle, i.e., anodes 2, 3, 6, and 7, and subtracting these from anode 3) reveals this signature as analogous to the IMS signatures. These respective plasma populations have been identified as positively and negatively charged pickup ions deriving from Rhea and provided evidence for the moon's tenuous exosphere (Teolis et al., 2010).

The IMS and ELS utilize electrostatic analyzers to energy select charged particles, and the characteristic velocity imparted to newly created ions by the pickup process allows CAPS to discriminate between pickup ions of different masses. Figure 2 shows an IMS and ELS energy sweep corresponding to when these pickup ions were detected. The data are transformed into velocity space using the mass of anticipated pickup ions and projected onto planes which are parallel and perpendicular to the magnetic field and $-\mathbf{v} \times \mathbf{B}$ electric field, as measured by Cassini (e.g., Wilson et al., 2010). The spacecraft and plasma velocity are subtracted, leaving the measurements in the pickup ion rest frame, and a contour representing the anticipated pickup ion ring distribution is overlaid, as predicted by equation (1).

During R1 and R1.5, the pickup ions observed by the IMS appear consistent with masses $40 \pm 4\text{ u}$ and $46 \pm 4\text{ u}$, respectively. This uncertainty derives from the width of the IMS energy bins and the plasma velocity which varies between ~ 55 and ~ 60 km/s during R1 and ~ 55 and ~ 65 km/s during R1.5; see Wilson et al. (2010). The pickup ions arrive with near-zero velocity parallel to the B-field as anticipated for pickup within a dipolar pickup geometry and are therefore attributed to CO_2^+ , a conclusion previously reached by Teolis and Waite (2016).

The pickup ions possess varying velocities parallel to the electric field indicating that they are highly nongyrotropic and exist within slightly different locations in phase space. During both encounters the pickup ions appear shifted compared to the predicted velocity contours, the most likely explanation being that the plasma conditions were different closer to the moon, where and when the ions were produced, compared to at the time and location of their detection. In Figure 3, the nominal trajectories of outflowing positive and negative

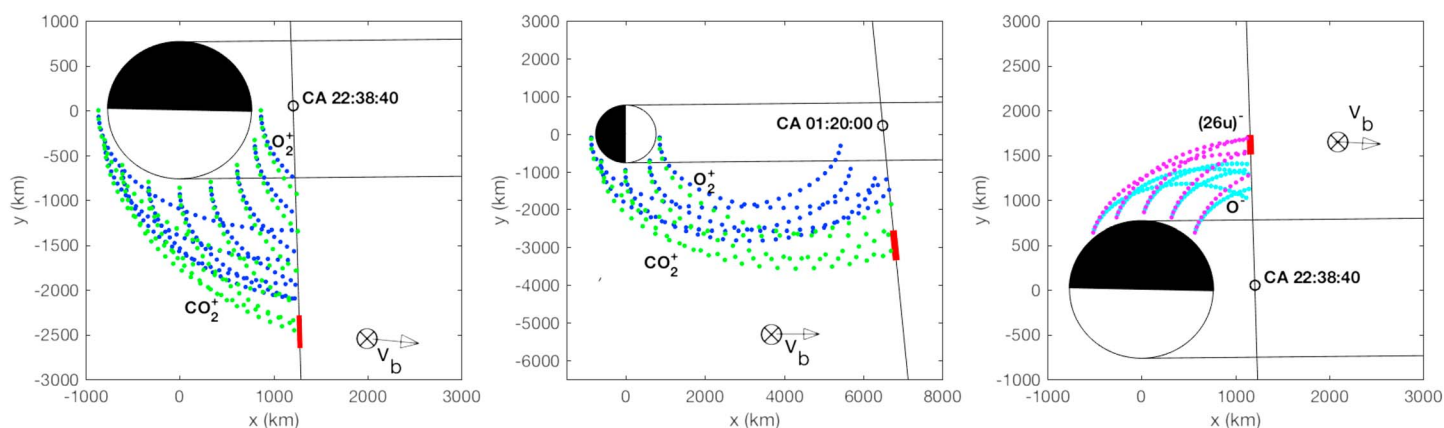


Figure 3. Nominal trajectories of outflowing O_2^+ (blue) and CO_2^+ (green) during R1 in the left-hand panel and during R1.5 in the middle panels. Outflowing O^- (cyan) and negative ions of 26 u (magenta) are shown during R1 in the right-hand panel. The trajectories are calculated based upon Cassini plasma and field measurements at the time of detection and displayed in a Rhea-centered coordinate system. The nominal corotational wake and approximate sunlit regions of Rhea are marked, and times along Cassini's trajectory where the pickup ions were detected are marked red. The pickup ion trajectories originate within 100 km of Rhea's surface where increased neutral abundances are anticipated.

pickup ions are shown, calculated using Cassini field and plasma measurements. The CO_2^+ trajectories can be seen to correspond to where the respective detections were made during both R1 and R1.5.

The nongyrotropic nature of these distributions also becomes evident when examining these trajectories as they demonstrate how the pickup ions are only able to occupy a finite amount of the 2π velocity ring space at any given instance. This also explains why the pickup ions are only observed over a finite time period as the pickup ion phase angle changes closer to the moon to where the CAPS finite field of view did not cover. Spatial variations in the ion production rate, due to the spatial distribution of the exospheric neutral density, could also contribute to this effect.

The identification of CO_2^+ on both the Rhea encounters raises interesting questions regarding the lack of O_2^+ pickup ions, as observed at Dione by Cassini (Tokar et al., 2012). The IMS spectra shown in Figure 4 do, however, feature a shoulder on the main corotational plasma distribution near ~ 2 keV which, when closer to Rhea (not shown), appears similar to the O_2^+ pickup ion detections reported by Tokar et al. (2012). It is, however, difficult to differentiate this from the corotational plasma at Rhea's orbit, which exhibits a greater spread in energy compared to at Dione. Rhea's CO_2 and O_2 exosphere has been measured in situ by Cassini's Ion and Neutral Mass Spectrometer (Teolis & Waite, 2016), and the O_2 production rates have notably been determined to be significantly (~ 300 times) lower than that predicted from the sputtering of pure water ice and are consistent with the presence of significant surface impurities.

The consistency of these identifications with the analysis and exospheric modeling results reported by Teolis and Waite (2016) validates the use of the pickup ion velocity as a means of identifying composition, a method which will now be applied to analyze the negatively charged pickup ions.

The CAPS-ELS is capable of detecting negatively charged ions (Coates et al., 2007), and Teolis et al. (2010) reported that the negatively charged pickup ions detected during R1 were likely composed of O^- . While initially reported as produced from electron attachment to atmospheric species, the inefficiency of this process was highlighted in a subsequent study (Itikawa, 2009; Teolis & Waite, 2016), and it was consequently suggested that these were likely produced by surface-mediated process such as sputtering. In Figures 1 and 2, these detections appear above the anticipated O^- energy by ~ 15 km/s which corresponds to an energy discrepancy of ~ 500 eV. These detections therefore appear consistent with a heavier species of mass 26 ± 3 u. It is, however, possible for pickup ions to be accelerated to increased energies by a number of processes, which are now examined as follows:

1. Intense plasma waves have been observed at Rhea (Santolík et al., 2011), and right-hand polarized Alfvén-cyclotron waves, which would gyroresonantly interact with O^- , could be produced by negatively charged pickup ions (Desai, Cowee, et al., 2017). These however feed of the free energy from the pickup ions, and this effect could not be significant over such a short time period.

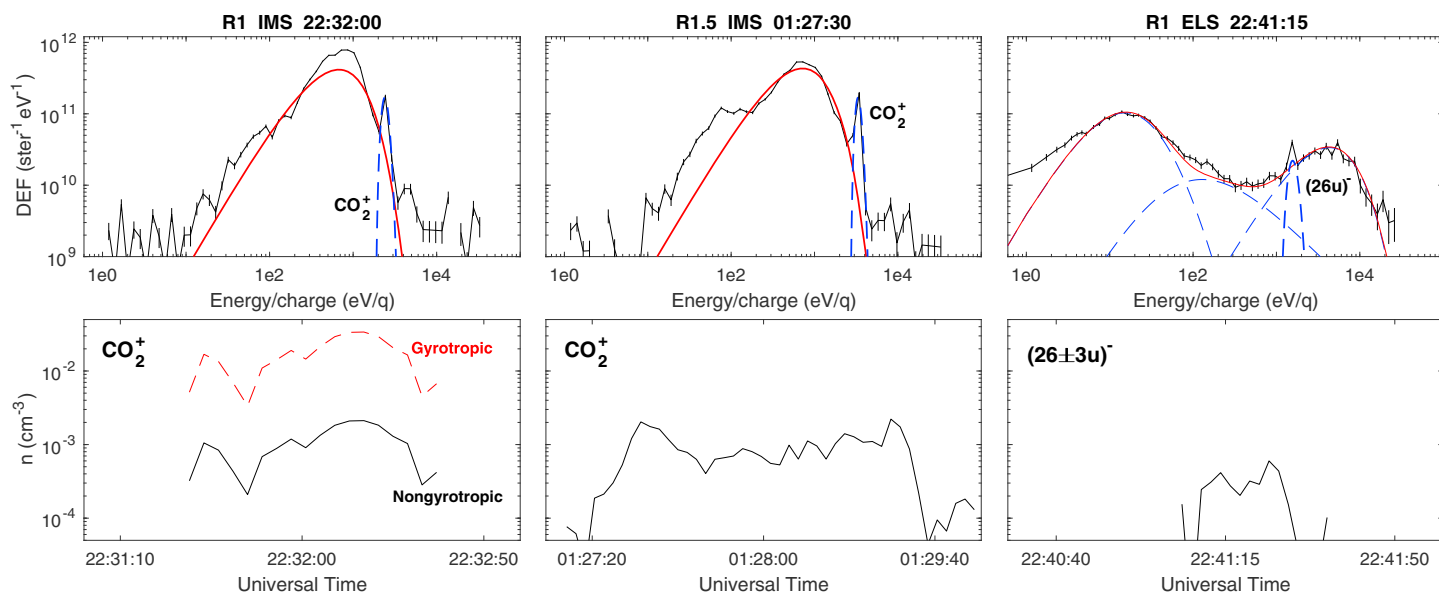


Figure 4. The top row shows an Ion Mass Spectrometer (IMS) and Electron Spectrometer (ELS) spectrum from each of the pickup ion detections identified in Figure 1. The IMS background plasma is fitted to using Maxwellian velocity distributions for water group ions, and the ELS spectra are fitted using a low-, medium-, and high-energy kappa distribution. The bottom row shows the calculated along-track densities.

2. Specular reflection from the lunar surface has been observed to accelerate solar wind ions to 3 times that of the bulk plasma velocity (Saito et al., 2008). This is however judged unlikely at Rhea due to high water group photodetachment rates in Saturn's magnetosphere (Coates et al., 2010) precluding negatively charged O^- existing in abundance as an ambient magnetospheric population.
3. Sputtering can result in energy being transferred to the sputter products. O^- sputtering experiments have, however, shown this to be too inefficient to account for the velocity discrepancy discovered herein (Tang et al., 1996).
4. Previous theoretical studies have predicted large negative surface potentials at Rhea up to several hundred volts (Nordheim et al., 2014; Roussos et al., 2010), and observations during the Rhea R2 flyby appear to support this (Santolík et al., 2011). However, for surface potentials to explain the observed energy discrepancy, a negative surface potential of 500 V would have to occur uniformly over a large region of Rhea's surface. Given that the theoretical studies have predicted surface potentials which vary strongly depending on surface location, this is not considered likely.
5. The bulk plasma velocity is predicted to vary in the vicinity of Rhea and in particular on the Saturn-facing hemisphere (Roussos et al., 2008). The CAPS plasma velocity measurements during R1 were, however, obtained in this region and do not show this effect to be significant (Wilson et al., 2010).

The apparent inconsistency with O^- pickup ions raises two possibilities. First, the signature could be produced by an electron beam oriented perpendicularly to the magnetic field. The longevity of this signatures above the background populations, its spatial occurrence, and the similarity to the unambiguous positive pickup ion signatures are, however, highly indicative of negatively charged pickup ions of mass $26 \pm 3 u$, of a type not previously considered.

3. Origin of the Negative Ions

Heavier negative pickup ions could result from carbon-based compounds with positive electron affinities (EA), such as CN^- , C_2H^- , C_2^- , or HCO^- , being produced via sputtering of the moon's surface. Spectroscopic observations of Rhea at $\leq 5.2 \mu\text{m}$ wavelengths have revealed unusually dark material which is consistent with the presence of either tholin (C-, H-, N-, O-bearing) or iron (Fe-bearing) compounds (Ciarniello et al., 2011; Scipioni et al., 2014; Stephan et al., 2012). This material is also present at Dione, Phoebe, Iapetus, Hyperion, Epimetheus, and throughout Saturn's F-ring, thus implying a common process occurring throughout these icy satellites (Clark et al., 2008). Dark tholin-like material is also apparent in spectroscopic observations of the Galilean icy moons, which is thought to be composed of hydrocarbon or cyanide compounds (McCord et al., 1998).

An abundance of electrons is also anticipated near Rhea's negatively charged surface which could readily attach onto electrophilic molecules.

Visual Infrared Mapping Spectrometer observations of Rhea have shown that an ~1% tholin-type admixture could explain unidentified features in the near-infrared (Ciarniello et al., 2011). It therefore initially appears surprising that such a trace constituent would be observed outflowing in significant quantities. The pickup ion trajectories, however, shown in Figure 3, demonstrate how pickup ions originating from different regions in Rhea's exosphere become concentrated in phase space when observed, a phenomenon which appears enhanced for heavier species due to their larger gyroradii. This could explain why a trace heavier species might preferentially be detected.

Visual Infrared Mapping Spectrometer observations of Rhea's surface are also derived from the top few microns, and exogenous material might not have penetrated this far. A thin carbonaceous surface coating on the moon, possibly only a few monolayers thick, could therefore consist of significantly larger fraction of this unidentified dark material than is apparent from remote observations. This could have been deposited from magnetospheric plasma and dust populations or been delivered by micrometeorite, cometary, and interplanetary particles raining into the Saturn system (Clark et al., 2008; Stephan et al., 2012). At Rhea, the spatial distributions of the unidentified material indeed suggest an external origin, with higher concentrations on the leading and trailing hemispheres pointing to magnetospheric dust and plasma deposition, respectively (Clark et al., 2008; Scipioni et al., 2014).

Dark spots are also observed near Rhea's equator which are associated with surface disruptions (Schenk et al., 2011). The negative pickup ions map back to near Rhea's equatorial regions and the possibility that endogenic carbon-rich material could have been released onto the surface via impact events such as the cause of the Inktomi impact crater or the discolored spots or from further large-scale geological resurfacing (e.g., Stephan et al., 2010), cannot be discounted.

It is possible for tholin-type compounds to be incorporated into the ice from when the moon formed. Compounds such as C_2H_2 , CH_3OH , and HCN appear ubiquitously within cometary ices at ~1% of H_2O abundances, thus signifying their presence in the protosolar accretion disk from which the giant planetary systems formed (Mumma & Charnley, 2011). Teolis and Waite (2016) go on to predict the quantity of carbon atoms in Rhea's surface ice to be as high as 13% that of H_2O and processes such as photolysis, radiolysis, and heating could act to process the chemical state of such compounds, whether endogenic or exogenic to Rhea.

The CN^- (EA = 3.8 eV), C_2H^- (EA = 3.0 eV) and C_2^- (EA = 3.3 eV) anions can be produced from electrons impacting compounds such as hydrogen cyanide, acetylene and diacetylene (Inoue, 1966; May et al., 2008). Graphite-compounds could be created through radiation bombardment and surface chemistry (Lifshitz et al., 1990; McCord et al., 1998), which could produce C_2^- . Sputtering experiments indeed predict the efficient production of the $C_2H_x^-$ anions from hydrocarbon compounds (Johnson & Sundqvist, 1992), and these are suggested as candidate sputter products at Europa (Johnson et al., 1998). Carbon chain anions have also possibly been observed at Comet Halley (Cordiner & Charnley, 2014) and exist elsewhere in Saturn's magnetosphere, among carbon-rich compounds in Titan's ionosphere (Desai, Coates, et al., 2017). The HCO^- (EA = 0.31 eV) anion could possibly be formed by deprotonation or dissociative electron attachment of H_2CO or CH_3OH . Further study of the sputtering of carbon-rich ejecta from ices representative of the icy moons of Saturn and Jupiter could surely provide further insight into which sputtering rates are significant with regard to these anions.

Although the aforementioned negative pickup ions appear inconsistent with O^- , it should be noted that in the differenced ELS spectrogram displayed in Figure 1, further signatures also consistent with negative pickup ions are present earlier in time at a lower energy. Although too brief to conclusively identify these as negative ions, this might represent the same pickup ion population dispersed in energy via interactions with a surface-generated electric field as observed at the Earth's moon (Poppe et al., 2012), or indeed could correspond to O^- pickup ions given their location in phase space; see Figure 3.

4. Densities and Escape Rates

Figure 4 shows IMS energy spectra during R1 and R1.5 and the ELS spectrum during R1, corresponding to the pickup ion detections. The ion background is fitted using a Maxwellian water group velocity distribution which appears to better match the data during R1.5 when Cassini was farther from Rhea's plasma interaction.

In either instance the pickup ion detections are clearly identifiable and these fits are sufficient to isolate the pickup ion populations. A lower-energy hydrogen population is also present as well as further high-energy populations evident at >4 keV. These are not considered for this analysis.

The ELS spectrum shows two distinct electron populations at low and high energies which are represented using a double Kappa distribution (Schippers et al., 2009). A significant amount of intermediary electrons are also present which are also approximated by a broad Kappa distribution. The proximity to Rhea's plasma interaction, as well as multiple possible photoelectron populations (Taylor et al., 2018), results in significant variabilities in the electron spectrum during R1. The negatively charged pickup ion population consistently remains above the background throughout this variability; see Figure 1.

The nongyrotropic pickup ion densities are calculated using an expression derived for partially filled ring velocity distributions. In the plasma frame, the pickup ions can be expressed relative to the magnetic field as

$$f(v) = \frac{n}{\Delta\phi v_{b\perp}} \delta(v_{\text{perp}} - v_{b\perp}) \delta(v_{\parallel} - v_{b\parallel}), \quad (2)$$

where $\Delta\phi = 2\pi$ in the case of a gyrotropic ring (Wu & Davidson, 1972).

Pickup ion trajectories derived from the extrema of Rhea's exosphere, see Figure 3, are used to estimate that the pickup ions are able to fill $\sim \pi/4$ of velocity space; see Figure 3. This can be expressed in the spacecraft frame as

$$f(v) = \frac{n}{\Delta\phi v_{b\perp}} \delta(v_b - v_c) \delta v_{b\parallel}, \quad (3)$$

where v_c is the velocity corresponding to the CAPS energy bin in which the pickup ions were detected. The spacecraft velocity is removed for an inertial reference frame. The pickup ion density, n , can then be calculated from the count rate, R_c , by the expression

$$n = \frac{R_c \Delta\phi}{v_b \varepsilon A \Delta\phi_c}, \quad (4)$$

where the area of acceptance $A = 0.33 \text{ cm}^{-2}$, the CAPS phase angle coverage $\Delta\phi_c = \pi/2$, and ε is the microchannel plate efficiency. A microchannel plate efficiency of 0.46 is used for the CO_2^+ pickup ions and 0.50 for the negatively charged pickup ions (Stephen & Peko, 2000; Tokar et al., 2012).

Figure 4 shows the resulting IMS and ELS along-track densities. The CO_2^+ densities peak at $\sim 2.5 \times 10^{-3} \text{ cm}^{-3}$, whereas the negatively charged pickup ions peak at values nearly an order of magnitude lower at $\sim 5 \times 10^{-4} \text{ cm}^{-3}$. The CO_2^+ densities during R1 are also calculated assuming a gyrotropic distribution to demonstrate how such an assumption significantly overestimates abundances.

While Rhea's exosphere has shown to be dynamic and variable, the CO_2^+ densities can be integrated over the hemisphere of the moon where the motional electric field will result in ion escape, to calculate approximate global escape rates. Assuming uniform ionization, this results in an estimated $\sim 4.6 \times 10^{20} \text{ CO}_2^+ \text{ s}^{-1}$ escaping the moon during R1 and $\sim 5.7 \times 10^{20} \text{ CO}_2^+ \text{ s}^{-1}$ during R1.5. This rate is compatible with the varying CO_2 production rates resulting from the model of Teolis and Waite (2016). This is also ~ 0.25 times that predicted at Dione which experiences more intense plasma bombardment due to being located deeper inside Saturn's magnetosphere (Wilson et al., 2017). A similar calculation can be performed for the negative ions which results in an outflow rate of $\sim 5.4 \times 10^{19} \text{ s}^{-1}$.

It should be noted that these rates are only an estimate as studies have shown highly varying dynamical processes at Rhea's magnetospheric interaction at small or intermediate scales, and such dynamics may "destroy" or disperse the smooth paths of pickup ions with small or moderate-sized gyroradii (Roussos et al., 2012). It is therefore not clear precisely which density should be used to represent globally averaged ion production rates.

The outflowing pickup ions will contribute to magnetospheric ion populations. Rhea's CO_2 exosphere may therefore provide a source of the 44 u ions, or the carbon and oxygen ions via dissociative reactions, identified at radial distances of $< 20 R_S$ (Christon et al., 2015). If the breakup is sufficiently fast, this may provide some explanation for the elevated O_2^+ levels reported by Martens et al. (2008) at Rhea's orbit.

Further analysis of the generation of instabilities associated with nongyrotropic pickup ions, in a plasma beta regime representative of Rhea's plasma environment, is required to understand whether the magnetic signature of this mass loading might be visible.

5. Summary and Conclusions

This study has analyzed the composition, density, and outflow rates of positively and negatively charged pickup ion distributions at Saturn's icy moon Rhea and determined the following.

1. CAPS-IMS observed nongyrotropic fluxes of CO_2^+ pickup ions during the R1 and R1.5 encounters with comparable along-track densities of $\lesssim 2 \times 10^{-3} \text{ cm}^{-3}$.
2. The R1 CAPS-ELS detections, previously identified as deriving from the pickup of O^- , are shown as consistent with heavier species of mass $26 \pm 3 \text{ u}$. These are consequently identified as negatively charged carbon-based compounds produced from tholin-type material on Rhea's surface.
3. The negatively charged pickup ions are suggested to consist of CN^- , C_2H^- , C_2^- , or HCO^- , resulting from the dark material observed at Rhea and throughout the icy moons of Saturn.
4. The negatively charged ions were observed with along-track densities of $\lesssim 5 \times 10^{-4} \text{ cm}^{-3}$.
5. Possible further negative ion signatures are also identified which could represent dispersion in energy as a result of surface charging or a further population of O^- pickup ions.

This study provides context for understanding the exospheric and surface compositions and plasma interaction of Rhea as well as other icy satellites in the outer solar system. The trace constituents in Rhea's surface ice, and also at other Saturnian and Jovian icy moons, are largely unconstrained, and it remains to be determined just how similar or different these ices are to each other or indeed to ices formed elsewhere in the solar system such as those within comets and further icy bodies.

Acknowledgments

R. T. D. acknowledges STFC Studentship 1429777. A. J. C. and G. H. J. acknowledge support from the STFC consolidated grants to UCL-MSSL ST/K000977/1 and ST/N000722/1. The Cassini CAPS data used are available on the Planetary Database System (PDS) or upon reasonable request.

References

- Carlson, R. W. (1999). A tenuous carbon dioxide atmosphere on Jupiter's moon Callisto. *Science*, *283*, 820–821.
- Christon, S. P., Hamilton, D. C., Plane, J. M. C., Mitchell, D. G., DiFabio, R. D., & Krimigis, S. M. (2015). Discovery of suprathermal Fe^+ in Saturn's magnetosphere. *Journal of Geophysical Research: Space Physics*, *120*, 2720–2738. <https://doi.org/10.1002/2014JA020906>
- Ciarriello, M., Capaccioni, F., Filacchione, G., Clark, R. N., Cruikshank, D. P., Cerroni, P., ... Stephan, K. (2011). Hapke modeling of Rhea surface properties through Cassini-VIMS spectra. *Icarus*, *214*, 541–555.
- Clark, R. N., Curchin, J. M., Jaumann, R., Cruikshank, D. P., Brown, R. H., Hoefen, T. M., ... Nelson, R. M. (2008). Compositional mapping of Saturn's satellite Dione with Cassini VIMS and implications of dark material in the Saturn system. *Icarus*, *193*, 372–386.
- Coates, A. J., Crary, F. J., Lewis, G. R., Young, D. T., Waite, J. H. Jr., & Sittler, E. C. Jr. (2007). Discovery of heavy negative ions in Titan's ionosphere. *Geophysical Research Letters*, *34*, L22103. <https://doi.org/10.1029/2007GL030978>
- Coates, A. J., Johnstone, A. D., Wilken, B., Jockers, K., & Glassmeier, K.-H. (1989). Velocity space diffusion of pickup ions from the water group at comet Halley. *Journal of Geophysical Research*, *94*, 9983–9993.
- Coates, A. J., Jones, G. H., Lewis, G. R., Wellbrock, A., Young, D. T., Crary, F. J., ... Hill, T. W. (2010). Negative ions in the Enceladus plume. *Icarus*, *206*, 618–622.
- Cordiner, M. A., & Charnley, S. B. (2014). Negative ion chemistry in the coma of comet 1P-Halley. *Meteoritics & Planetary Science*, *49*, 21–27.
- Desai, R. T., Coates, A. J., Wellbrock, A., Vuitton, V., Crary, F. J., González-Caniulef, D., ... Sittler, E. C. (2017). Carbon chain anions and the growth of complex organic molecules in Titan's ionosphere. *Astrophysical Journal Letter*, *844*(L18), 6.
- Desai, R. T., Cowee, M. M., Wei, H., Fu, X., Gary, S. P., Volwerk, M., & Coates, A. J. (2017). Hybrid simulations of positively and negatively charged pickup ions and cyclotron wave generation at Europa. *Journal of Geophysical Research*, *122*, 10,408–10,420. <https://doi.org/10.1002/2017JA024479>
- Hall, D. T., Feldman, P. D., McGrath, M. A., & Strobel, D. F. (1998). The far-ultraviolet oxygen airglow of Europa and Ganymede. *Astrophysical Journal Letter*, *499*, 475–481.
- Husmann, H., Sohl, F., & Spohn, T. (2006). Subsurface oceans and deep interiors of medium-sized outer planet satellites and large trans-neptunian objects. *Icarus*, *185*, 258–273.
- Inoue, M. (1966). Ions négatifs formés dans le cyanogène et l'acide cyanhydrique. *Journal de Chimie Physique*, *63*, 1061–1071.
- Itikawa, Y. (2009). Cross sections for electron collisions with oxygen molecules. *Journal of Physical and Chemical Reference Data*, *38*, 1–20.
- Johnson, R. E., Killen, R. M., Waite, J. H. Jr., & Lewis, W. S. (1998). Europa's surface composition and sputter-produced ionosphere. *Geophysical Research Letters*, *25*, 3257–3260.
- Johnson, R. E., & Sundqvist, B. U. R. (1992). Electronic sputtering: From atomic physics to continuum mechanics. *Physics Today*, *45*, 28–36.
- Khurana, K. K., Fatemi, S., Lindkvist, J., Roussos, E., Krupp, N., Holmström, M., ... Dougherty, M. K. (2017). The role of plasma slowdown in the generation of Rhea's Alfvén wings. *Journal of Geophysical Research: Space Physics*, *122*, 1778–1788. <https://doi.org/10.1002/2016JA023595>
- Khurana, K. K., Russell, C. T., & Dougherty, M. K. (2008). Magnetic portraits of Tethys and Rhea. *Icarus*, *193*, 465–474.
- Lifshitz, Y., Kasi, S. R., Rabalais, J. W., & Eckstein, W. (1990). Subplantation model for film growth from hyperthermal species. *Physical Review B*, *41*, 10468.
- Martens, H. R., Reisenfeld, D. B., Williams, J. D., Johnson, R. E., & Smith, H. T. (2008). Observations of molecular oxygen ions in Saturn's inner magnetosphere. *Geophysical Research Letters*, *35*, L20103. <https://doi.org/10.1029/2008GL035433>
- May, O., Fedor, J., Ibănescu, B. C., & Allan, M. (2008). Absolute cross sections for dissociative electron attachment to acetylene and diacetylene. *Physical Review A*, *77*, 040701.

- McCord, T. B., Hansen, G. B., Clark, R. N., Martin, P. D., Hibbitts, C. A., Fanale, F. P., ... Danielson, G. E. (1998). Non-water-ice constituents in the surface material of the icy Galilean satellites from the Galileo near-infrared mapping spectrometer investigation. *Journal of Geophysical Research*, *103*, 8603–8626.
- Meeks, Z., Simon, S., & Kabanovic, S. (2016). A Comprehensive analysis of ion cyclotron waves in the equatorial magnetosphere of Saturn. *Planetary and Space Science*, *129*, 47–60.
- Mumma, M. J., & Charnley, S. B. (2011). The chemical composition of comets—Emerging taxonomies and natal heritage. *Annual Review of Astronomy and Astrophysics*, *49*, 471–524.
- Nordheim, T. A., Jones, G. H., Roussos, E., Leisner, J. S., Coates, A. J., Kurth, W. S., ... Waite, J. H. (2014). Detection of a strongly negative surface potential at Saturn's moon Hyperion. *Annual Review of Astronomy and Astrophysics*, *41*, 7011–7018.
- Poppe, A. R., Samad, R., Halekas, J. S., Sarantos, M., Delory, G. T., Farrell, W. M., ... McFadden, J. P. (2012). ARTEMIS observations of lunar pick-up ions in the terrestrial magnetotail lobes. *Geophysical Research Letters*, *39*, L17104. <https://doi.org/10.1029/2012GL052909>
- Russell, C. T., Leisner, J. S., Arridge, C. S., Dougherty, M. K., & Blanco-Cano, X. (2006). Nature of magnetic fluctuations in Saturn's middle magnetosphere. *Journal of Geophysical Research*, *111*, A12205. <https://doi.org/10.1029/2006JA011921>
- Roussos, E., Müller, J., Simon, S., Bößwetter, A., Motschmann, U., Krupp, N., ... Dougherty, M. K. (2008). Plasma and fields in the wake of Rhea- 3-D hybrid simulation and comparison with Cassini data. *Annales Geophysicae*, *26*, 619–637.
- Roussos, E., Kollmann, P., Krupp, N., Paranicas, C., Krimigis, S. M., Mitchell, D. G., ... Holmbergi, K. G. (2012). Energetic electron observations of Rhea's magnetospheric interaction. *Icarus*, *221*, 116–134.
- Roussos, E., Krupp, N., Krüger, H., & Jones, G. H. (2010). Surface charging of Saturn's plasma-absorbing moons. *Journal of Geophysical Research*, *115*, A08225. <https://doi.org/10.1029/2010JA015525>
- Saito, Y., Yokota, S., Tanaka, T., Asamura, K., Nishino, M. N., Fujimoto, M., ... Terasawa, T. (2008). Solar wind proton reflection at the lunar surface: Low energy ion measurement by MAP-PACE onboard SELENE (KAGUYA). *Geophysical Research Letters*, *35*, L24205. <https://doi.org/10.1029/2008GL036077>
- Santolik, O., Gurnett, D. A., Jones, G. H., Schippers, P., Cray, F. J., Leisner, J. S., ... Dougherty, M. K. (2011). Intense plasma wave emissions associated with Saturn's moon Rhea. *Geophysical Research Letters*, *38*, L19204. <https://doi.org/10.1029/2011GL049219>
- Schenk, P., Hamilton, D. P., Johnson, R. E., McKinnon, W. B., Paranicas, C., Schmidt, J., & Showalter, M. R. (2011). Plasma, plumes and rings: Saturn system dynamics as recorded in global color patterns on its midsize icy satellites. *Icarus*, *211*, 740–757.
- Schippers, P., André, N., Johnson, R. E., Blanc, M., Dandouras, I., Coates, A. J., ... Young, D. T. (2009). Identification of photoelectron energy peaks in Saturn's inner neutral torus. *Journal of Geophysical Research*, *114*, A12212. <https://doi.org/10.1029/2009JA014368>
- Scipioni, F., Tosi, F., Stephan, K., Filacchione, G., Ciarniello, M., Capaccioni, F., ... the VIMS Team (2014). Spectroscopic classification of icy satellites of Saturn II: Identification of terrain units on Rhea. *Icarus*, *234*, 1–6.
- Simon, S., Krieger, H., Saur, J., Wennmacher, A., Neubauer, F. M., E. Roussos, ... Dougherty, M. K. (2012). Analysis of Cassini magnetic field observations over the poles of Rhea. *Journal of Geophysical Research*, *117*, A07211. <https://doi.org/10.1029/2012JA017747>
- Sittler, E. C., Johnson, R. E., Jurac, S., Richardson, J. D., McGrath, M., Cray, F., ... Nordholt, J. E. (2004). Pickup ions at Dione and Enceladus: Cassini Plasma Spectrometer simulations. *Journal of Geophysical Research*, *109*, A01214. <https://doi.org/10.1029/2002JA009647>
- Stephen, T. M., & Peko, B. L. (2000). Absolute calibration of a multichannel plate detector for low energy O, O⁻, and O⁺. *Review of Scientific Instruments*, *71*, 1355–1359.
- Stephan, K., Jaumann, R., Wagner, R., Clark, R. N., Cruikshank, D. P., Giese, B., ... Matson, D. L. (2012). The Saturnian satellite Rhea as seen by Cassini VIMS. *Planetary and Space Science*, *61*, 142–160.
- Stephan, K., Jaumann, R., Wagner, R., Clark, R. N., Cruikshank, D. P., Hibbitts, C. A., ... Baines, K. H. (2010). Dione's spectral and geological properties. *Icarus*, *206*, 631–652.
- Tang, K. B. K., Azria, R., Le Coat, Y., Tronc, M., & Palmer, R. E. (1996). O- ESD from O₂ monolayers physisorbed on graphite: A surface mediated mechanism. *Zeitschrift für Physik D: Atoms, Molecules and Clusters*, *38*, 41–44.
- Taylor, S. A., Coates, A. J., Jones, G. H., Wellbrock, A., Fazakerley, A. N., Desai, R. T., ... Waite, J. H. (2018). Modeling, analysis, and interpretation of photoelectron energy spectra at Enceladus observed by Cassini. *Journal of Geophysical Research: Space Physics*, *123*. <https://doi.org/10.1002/2017JA024536>
- Teolis, B. D., Jones, G. H., Miles, P. F., Tokar, R. L., Magee, B. A., Waite, J. H., ... Baragiola, R. A. (2010). Cassini finds an oxygen-carbon dioxide atmosphere at Saturn's icy moon Rhea. *Science*, *330*, 1813–1815.
- Teolis, B. D., & Waite, J. H. (2016). Dione and Rhea seasonal exospheres revealed by Cassini CAPS and INMS. *Icarus*, *272*, 277–289.
- Tokar, R. L., Johnson, R. E., Thomsen, M. F., Sittler, E. C., Coates, A. J., Wilson, R. J., ... Jones, G. H. (2012). Detection of exospheric O₂⁺ at Saturn's moon Dione. *Geophysical Research Letters*, *39*, L03105. <https://doi.org/10.1029/2011GL050452>
- Tortora, P., Zannoni, M., Hemingway, D., Nimmo, F., Jacobson, R. A., Iess, L., & Parisid, M. (2016). Rhea gravity field and interior modeling from Cassini data analysis. *Icarus*, *264*, 264–273.
- Wu, C. S., & Davidson, R. C. (1972). Electromagnetic instabilities produced by neutral-particle ionization in interplanetary space. *Journal of Geophysical Research*, *77*, 5399–5406.
- Wilson, R. J., Tokar, R. L., Kurth, W. S., & Persoon, A. M. (2010). Properties of the thermal ion plasma near Rhea as measured by the Cassini plasma spectrometer (IMS). *Journal of Geophysical Research*, *115*, A05201. <https://doi.org/10.1029/2009JA014679>
- Wilson, R. J., Bagenal, F., & Persoon, A. M. (2017). Survey of thermal plasma ions in Saturn's magnetosphere utilizing a forward model. *Journal of Geophysical Research: Space Physics*, *122*, 7256–7278. <https://doi.org/10.1002/2017JA024117>
- Young, D. T., Berthelier, J. J., Blanc, M., Burch, J. L., Coates, A. J., Goldstein, R., ... Zinsmeyer, C. (2013). Cassini plasma spectrometer investigation. *Space Science Reviews*, *114*, 1–112.