

LETTER • OPEN ACCESS

Inconsistencies when applying novel metrics for emissions accounting to the Paris agreement

To cite this article: Carl-Friedrich Schleussner *et al* 2019 *Environ. Res. Lett.* **14** 124055

View the [article online](#) for updates and enhancements.

Recent citations

- [Scenarios science needed in UNFCCC periodic review](#)
Carl-Friedrich Schleussner and Claire L. Fyson
- [Stable climate metrics for emissions of short and long-lived species—combining steps and pulses](#)
William J Collins *et al*

Environmental Research Letters



LETTER

Inconsistencies when applying novel metrics for emissions accounting to the Paris agreement

OPEN ACCESS

RECEIVED

17 June 2019

REVISED

11 November 2019

ACCEPTED FOR PUBLICATION

12 November 2019

PUBLISHED

11 December 2019

Original content from this work may be used under the terms of the [Creative Commons Attribution 3.0 licence](#).

Any further distribution of this work must maintain attribution to the author(s) and the title of the work, journal citation and DOI.



Carl-Friedrich Schlessner^{1,2,3} , Alexander Nauels^{1,4} , Michiel Schaeffer¹ , William Hare¹ and Joeri Rogelj^{5,6,7}

¹ Climate Analytics, Berlin, Germany

² Integrative Research Institute on Transformations of Human-Environment Systems (IRI THESys), Humboldt-Universität zu Berlin, Berlin, Germany

³ Potsdam Institute for Climate Impact Research, Potsdam, Germany

⁴ Australian–German Climate and Energy College, University of Melbourne, Melbourne, Australia

⁵ Grantham Institute, Imperial College London, London, United Kingdom

⁶ International Institute for Applied Systems Analysis (IIASA), Laxenburg, Austria

⁷ Institute for Atmospheric and Climate Science, ETH Zurich, Universitätsstrasse 16, 8006 Zurich, Switzerland

E-mail: carl.schlessner@climateanalytics.org

Keywords: global warming potentials, Paris agreement, net-zero

Supplementary material for this article is available [online](#)

Abstract

Addressing emissions of non-CO₂ greenhouse gases (GHGs) is an integral part of efficient climate change mitigation and therefore an essential part of climate policy. Metrics are used to aggregate and compare emissions of short- and long-lived GHGs and need to account for the difference in both magnitude and persistence of their climatic effects. Different metrics describe different approaches and perspectives, and hence yield different numerical estimates for aggregated GHG emissions. When interpreting GHG emission reduction targets, being mindful of the underlying metrical choices thus proves to be essential. Here we present the impact a recently proposed GHG metric related to the concept of CO₂ forcing-equivalent emissions (called GWP*) would have on the internal consistency and environmental integrity of the Paris Agreement. We show that interpreting the Paris Agreement goals in a metric like GWP* that is significantly different from the standard metric used in the IPCC Fifth Assessment Report can lead to profound inconsistencies in the mitigation architecture of the Agreement. It could even undermine the integrity of the Agreement's mitigation target altogether by failing to deliver net-zero CO₂ emissions and therewith failing to ensure warming is halted. Our results indicate that great care needs to be taken when applying new concepts that appear scientifically favourable to a pre-existing climate policy context.

Introduction

To achieve the climate targets expressed in the 2015 Paris Agreement (UNFCCC 2015a), stringent reductions in all greenhouse gas (GHGs) emissions are required (IPCC 2018). Different metrics are used to account for and compare the contributions of different GHGs. They typically provide conversion factors between the emissions of non-CO₂ GHGs and equivalent emissions of CO₂, often over a chosen set time horizon. The most common approaches to account for different GHGs are using forcing centred metrics known as 'global warming potentials' (GWPs). GWPs

express the ratio of the time-integrated radiative forcing effect of a pulse emission of a certain GHG relative to the effect of a pulse emission of an equal mass of CO₂ (Myhre *et al* 2013). As an alternative, metrics focussing directly on the temperature effects like 'global temperature potentials' (GTPs) have been proposed (Shine *et al* 2005). There are significant uncertainties related to both GWPs and GTPs, although the relative uncertainties are larger for GTPs (Myhre *et al* 2013).

The GWP with a 100 year time horizon (GWP100) is the common metric to account for and compare GHGs under the United Nations Framework Convention

Table 1. Interpretations and implications of the long term temperature and mitigation goals of the Paris Agreement.

| Elements of the Paris agreement | Interpretation |
|---|--|
| <p>Article 2.1: ‘This Agreement, in enhancing the implementation of the Convention, including its objective, aims to strengthen the global response to the threat of climate change, [...], including by:</p> <p>(a) Holding the increase in the global average temperature to well below 2 °C above pre-industrial levels and pursuing efforts to limit the temperature increase to 1.5 °C above pre-industrial levels, recognizing that this would significantly reduce the risks and impacts of climate change’</p> | <ul style="list-style-type: none"> – The long-term temperature goal (LTTG) of the Paris Agreement constitutes one goal referencing two temperature levels, while establishing 1.5 °C global mean temperature (GMT) rise above pre-industrial levels as the long-term warming limit (Schleussner <i>et al</i> 2016) – The LTTG caters two interpretations: Establishing a 1.5 °C limit that should not be exceeded, or allowing for a temporarily exceedance (overshoot) of the 1.5 °C limit, while warming should always remain ‘well below 2 °C’ (Mace 2016) – Specifically, the LTTG expresses the need to pursue (continuous) efforts towards 1.5 °C which includes the need to peak and decline GMT and reduce GMT again below 1.5 °C in the case of a temporary overshoot – The LTTG does not reference levels of temperature stabilization, but establishes warming levels that should not be exceeded – The LTTG serves the purpose to ‘enhance the implementation’ of the objective of the UNFCCC that is to achieve a ‘stabilization of greenhouse gas concentrations in the atmosphere at a level that would prevent dangerous anthropogenic interference with the climate system.’ The LTTG does not prejudge on where this GHG level would be nor does it imply in any form that stabilizing warming at e.g. 1.5 °C would be sufficient to avoid dangerous interference. It is thereby not in contradiction with assessments that find that present levels of warming of 1 °C may already constitute dangerous interference for the most vulnerable (UNFCCC 2015b) – The LTTG is linked to assessments of the risks and impacts of climate change based on the science available at the time, i.e. as reflected in the IPCC AR5 and metrics used in therein (Pfleiderer <i>et al</i> 2018) |
| <p>Article 4: ‘In order to achieve the long-term temperature goal set out in Article 2, Parties aim to reach global peaking of greenhouse gas emissions as soon as possible, [...], and to undertake rapid reductions thereafter in accordance with best available science, so as to achieve a balance between anthropogenic emissions by sources and removals by sinks of greenhouse gases in the second half of this century, on the basis of equity, [...].’</p> | <ul style="list-style-type: none"> – The mitigation goal (MG) is explicitly linked to the LTTG and therefore also needs to cater both the LTTG interpretations outlined above – The MG establishes conditions under which the LTTG can be achieved. Ambiguity with respect to several of its elements exist, but any interpretation that achieves the MG cannot be fundamentally at odds with the LTTG – The language on ‘balance of sources and sinks’ is equivalent to achieving net zero GHG emissions (Fuglestad <i>et al</i> 2018) – The reference to ‘best available science’ constrains potential ‘rapid reductions thereafter’ to pathways that are achieving the LTTG – The MG constrains pathways up to the achievement of net zero GHG emissions. It does not speak to actions after this benchmark has been achieved – The MG is embedded in the UNFCCC policy context including the concept of equity |

(UNFCCC) since the Kyoto Protocol (UNFCCC 1997) under the United Nations Framework Convention on Climate Change (UNFCCC) and also under the Paris Agreement (UNFCCC 2018). The GWP100 metric is also used for emissions accounting in energy-economic emission pathways assessed by the Working Group 3 Contribution (IPCC 2014) to the Intergovernmental Panel on Climate Change’s (IPCC) Fifth Assessment Report (AR5), reports by the UNFCCC on the effect of intended national determined contributions (UNFCCC 2015c), and the recent IPCC Special Report on Global

Warming of 1.5 °C (Rogelj *et al* 2018b). It is therefore the approach underlying the key scientific inputs that fed into the preparations and design of the Paris Agreement framework.

The focus of GWP100 is to account for the difference in radiative forcing effects of different GHGs over the period of a century, i.e. the long-term warming effect. As a consequence, the near-term effect of non-CO₂ GHGs on global warming is not well represented by this metric (Allen *et al* 2016). In the context of the Paris Agreement’s 1.5 °C limit, questions of

Table 2. Overview of stylised emission pathways developed for this study. All pathways are based on the SSP1-RCP1.9 marker scenario with modified emission trajectories for CO₂, CH₄ and N₂O.

| Pathway set | Figure | Specifications |
|---|-------------|--|
| Illustrative net-zero pathways | Figure 1(b) | Constant emissions for CO ₂ , CH ₄ and N ₂ O (CO ₂ , CH ₄) following net-zero total GHG (CO ₂) for GWP100 (GWP*). The SSP1-RCP1.9 is extended beyond 2100 by keeping emissions of all GHGs constant at 2100 levels |
| Illustrative set of CO ₂ and CH ₄ emissions reduction pathways starting in 2020 | Figure 2 | Linear reductions for CH ₄ (0%–10% relative to 2020 per year) and CO ₂ (1.3 to 3.5% relative to 2020 per year). CH ₄ emissions are reduced until a floor level equal to the maximum feasible reductions in the SSP1-RCP1.9 reference scenario is reached. CO ₂ emissions are reduced until net-zero GHG emissions in GWP100 are reached. After net-zero GHG emissions in GWP100 are reached, CO ₂ and CH ₄ emissions are kept constant. Pathways that do not achieve net zero GHGs in GWP* before 2100 are removed. Not all pathways achieve net zero in GWP100 until 2100 |
| Illustrative set of CO ₂ and CH ₄ emissions reduction pathways with limited methane reduction until 2050 and rapid thereafter | Figure 3 | Limited reduction in CH ₄ up to 2050 (1% of 2020 emissions per year) and rapid reductions thereafter (5% of 2050 levels per year from 2050 onwards). Linear CO ₂ emission reductions from 2020 onwards until net zero GHGs are reached in GWP*. Once net zero GHG in GWP* is reached for the first time, CO ₂ , N ₂ O and CH ₄ emissions are being held constant throughout the 21st century |

near-term warming contributions have become more relevant, and in order to better address the warming effect of forcing agents over time, a metric focusing on the forcing-equivalence of non-CO₂ GHGs and other forcers has been proposed, called GWP* (read: GWP-star) (Allen *et al* 2016, 2018). In GWP* a sustained change in the rate of emission of a short-lived GHG is treated as being equivalent to a one-off pulse of emissions of CO₂ over a given time frame. By doing so, GWP* allows to more accurately capture the direct impact of changes of emissions in short-lived GHGs on radiative forcing and temperature.

Interpreting the Paris agreement goals

The Paris Agreement includes a wide-ranging set of goals. Two articles of the Paris Agreement, however, are particularly relevant to the question of global climate change mitigation: Article 2.1 and Article 4. Article 2.1 establishes the long-term temperature goal (LTTG) of the agreement (see table 1 for an interpretation of the goal). The LTTG is ambiguous with regard to its interpretation. Following Mace (2016), the LTTG might be interpreted as either establishing an absolute 1.5 °C limit, or a long-term limit that can be temporarily exceed. In any case, warming should always be held ‘well below 2 °C’. The LTTG needs to be interpreted in conjunction with the mitigation goal (MG) expressed in Article 4 (equally analysed in detail in table 1). The MG sets out to achieve a GHG balance that is interpreted as achieving net-zero anthropogenic GHG emissions (Fuglestedt *et al* 2018). The metric in which GHGs should be accounted for and compared to each other, however, is not directly specified and some scholars have argued for the use of GWP* in

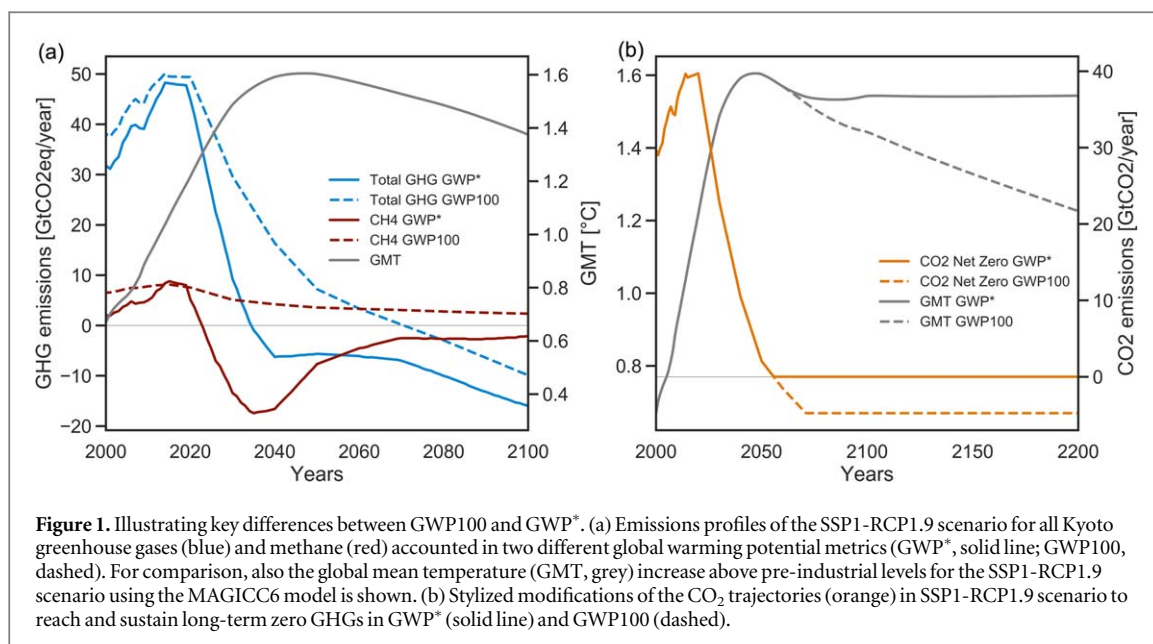
the context of the Paris Agreement (Allen *et al* 2016, 2018).

Taken together, Article 2 and 4 provide a comprehensive set of criteria that allow to assess the validity of interpretations of the Paris Agreement with different emissions accounting metrics. In the following, the implications of interpreting Article 4 with GWP* versus GWP100 will be assessed using a stylized set of emission pathways that are informed by the integrated climate scenario literature (Huppmann *et al* 2018, Rogelj *et al* 2018b).

Methods

We create a set of Paris Agreement compatible pathways based on the SSP1-RCP1.9 marker scenario (Rogelj *et al* 2018a). By modifying the SSP1-RCP1.9 CO₂, CH₄ and N₂O emissions trajectories, we generate three sets of stylised emission reduction scenarios that are detailed in table 2.

The global mean temperature (GMT) response is derived using the MAGICC6 model median projections relative to pre-industrial levels (Meinshausen *et al* 2011). Our MAGICC6 setup is reflecting the climate sensitivity range assessed by IPCC AR5 (Rogelj *et al* 2014a) and the C4MIP carbon cycle response range (Friedlingstein *et al* 2014). We use GWP100 estimates based on the IPCC Second Assessment Report. Adopting other GWP100 estimates i.e. from later IPCC reports (Myhre *et al* 2013) would lead to slightly different numbers but not qualitatively change our findings. GWP* is derived as in Allen *et al* (2018) using a 100 year time horizon (like GWP100) and a window of 20 years following an increase in short-lived greenhouse gas emissions.



We create a first set of stylized scenarios to illustrate the effect of sustained net-zero GHGs in different metrics (compare figure 1(b)). For GWP100, we keep emissions of CO₂, CH₄, and N₂O constant following the date when net-zero in total GHGs is reached (dashed lines in figure 1(b)). For GWP*, we keep CO₂ and CH₄ emissions constant following the year net-zero CO₂ emissions are reached (full lines in figure 1(b)). Here, N₂O emissions remain unchanged from the SSP1-RCP1.9 marker scenario, but we note that also compensating remaining N₂O emissions with negative emissions of other gases would not substantially alter the results.

In a second set, the trajectories of CO₂ and CH₄ are modified: after 2020, CH₄ and CO₂ emissions are reduced by a constant amount per year expressed in percentage of 2020 emission levels. Global CO₂ emissions are reduced linearly between 3.5% and 1.3% of 2020 emissions per year until net-zero GHG emissions in GWP100 are reached and held constant thereafter. CH₄ emissions are reduced between 10% and 0% per year relative to 2020 levels until a floor level informed by the mitigation potential found in the SSP1-RCP1.9 marker scenario is reached or net-zero GHG in GWP100 is achieved. Pathways achieving net-zero GHGs in GWP* before 2100 are retained. Reduction rates are informed by 1.5 °C compatible emission reduction pathways assessed in the IPCC Special Report on Global Warming of 1.5 °C (Huppmann *et al* 2018, Rogelj *et al* 2018b) and chosen to sample net-zero timings between 2050 and 2100 in GWP100. The range of reduction levels is broadly consistent with the range suggested by pathways in the 1.5 °C scenario database (compare figure S1 available online at stacks.iop.org/ERL/14/124055/mmedia). We note that some combinations, i.e. very limited reductions in CH₄ and but very deep reductions in CO₂ or vice versa, are unlikely to be seen in current scenarios, because

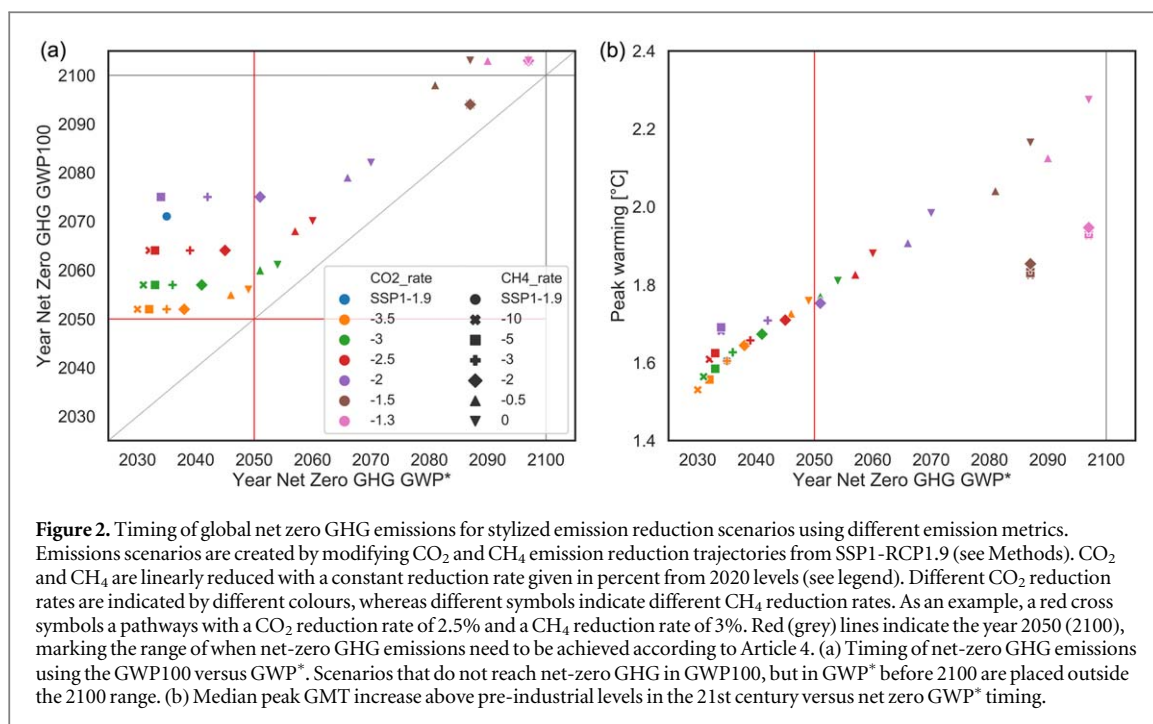
they are typically subjected to a common carbon price, but can occur in the real world because they have few common sources (Rogelj *et al* 2014b).

A third set of scenarios is analysed with limited CH₄ reductions until 2050 (1% of 2020 emissions per year) and rapid CH₄ reductions thereafter (5% of 2050 levels per year from 2050 onwards). CO₂ emissions are reduced linearly from 2020 onwards until net zero GHGs are reached in GWP*. Once net zero GHG in GWP* is reached for the first time, CO₂, N₂O and CH₄ emissions are being held constant throughout the 21st century.

These sets of stylized pathways of course do not reflect the full range of possible emission reduction pathways. However, they sample a range of possible CH₄ and CO₂ emission reduction trajectories in pathways that ‘peak as soon as possible’ (in 2020), ‘undertake rapid emission reductions thereafter’ (constant reductions after 2020) and achieve net-zero GHGs in various kinds of interpretations.

Results

The use of GWP* instead of GWP100 leads to substantial differences in the accounting of GHG emissions, the timing of net-zero GHG emissions, and the GMT trajectories resulting from achieving Article 4 of the Paris Agreement. This is illustrated in figure 1(a) for the SSP1-RCP1.9 scenario, which assumes strongly decreasing CH₄ emissions (Rogelj *et al* 2018b). The CH₄ GWP* contribution is largely negative over the remainder of the 21st century. This is because under the GWP* metric, decreasing absolute CH₄ emissions are accounted for as ‘negative CO₂ equivalent emissions’. This effect contributes to a shift in the timing of net-zero GHGs between GWP* and GWP100. Net zero GHGs are reached about 35 years



earlier using GWP* compared to GWP100, for exactly the same evolutions of absolute GHG emissions.

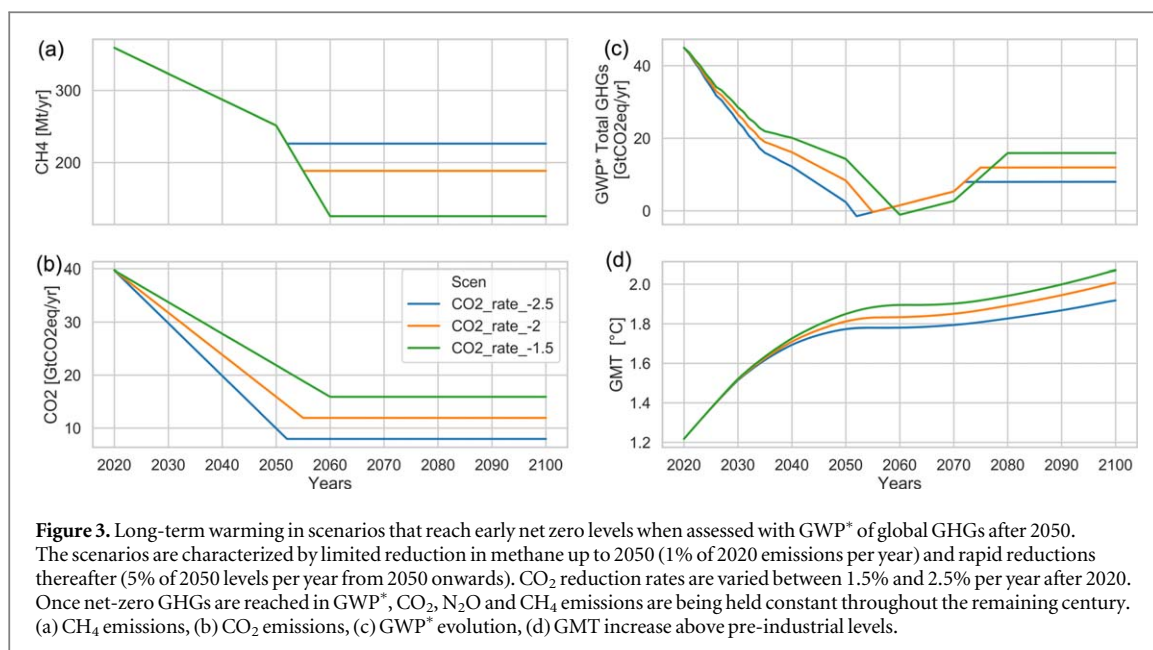
As a result of the different treatment of short-lived GHGs, the long-term warming effects of sustained net-zero GHGs differ between the two metrics. Under GWP100, each ton of remaining non-CO₂ gases needs to be compensated by an equivalent amount of negative CO₂ emissions. The sustained net negative CO₂ emissions lead to declining long-term temperatures (compare figure 1(b) or see Mengel *et al* (2018)). This is an important element of the Paris Agreement long-term goal architecture, linked to the requirement to ‘pursue efforts’ to limit warming to 1.5 °C even in the case potentially temporary exceeding that temperature earlier (also referred to as an ‘overshoot’, see table 1). Through the combined goals expressed in Article 2 and 4, 1.5 °C is established as the long-term temperature limit of the Paris Agreement (Schleussner *et al* 2016). Achieving and sustaining net-zero GHGs (including net-zero CO₂) in GWP* at best leads to a long-term temperature stabilization but not reversal (compare figure 1(b)).

GWPs and the Paris agreement mitigation goals

The variation of CO₂ and CH₄ reductions rates shows very different net-zero timings in GWP100 and GWP* (compare figure 2(a)). While by design none of the scenarios achieves net-zero CO₂ before 2050 in GWP100, several scenarios actually do so in GWP*. At the same time, a range of scenarios with very little to no CH₄ reduction achieve net-zero GWP*, but not GWP100 in the 21st century. The implications for peak warming are depicted in figure 2(b). For strong CH₄ reduction scenarios achieving net-zero GWP* already in the 2030s, the peak warming is dominated

by the reduction in CO₂. For more moderate reductions rates, peak warming scales almost linearly with the timing of net-zero, as is expected by the design of GWP* (Allen *et al* 2016). Only scenarios at the very lower end limit peak warming to close to 1.5 °C. Such scenarios, however, reach net-zero GWP* much before 2050. Achieving net-zero GWP* around 2050 leads to peak warming of around 1.8 °C (compare figure 2(b)), which would be at the upper end of the ‘lower 2 °C’ pathway category identified by the IPCC Special Report on Global Warming of 1.5 °C (Rogelj *et al* 2018b). Other scenarios that achieve net-zero GWP* before 2100 even exceed 2 °C peak warming. This contrasts strongly with the results when using the GWP100 metric. Achieving net-zero GWP100 around 2050 limits peak warming to close to 1.5 °C and none of the scenarios that achieve GWP100 before 2100 significantly exceed 2 °C in our analysis.

Reaching net-zero GWP* without further actions leads to stabilizing temperatures at best. As outlined above, a stabilisation above 1.5 °C is inconsistent with the need to ‘pursue efforts’ to limit to 1.5 °C expressed in Article 2 of the Paris Agreement. The only consistent option that allows for a stabilisation target to be pursued is to achieve stabilisation below 1.5 °C without an overshoot. In order to achieve this, however, net zero GWP* would need to be reached much earlier than 2050. Therefore, an interpretation of Article 4 in GWP* is not consistent with achieving the LTTG set out in Article 2. On the contrary, using GWP100 as in the IPCC AR5, both plausible interpretations of Article 2 are consistent with emission pathways achieving Article 4.



Achieving net-zero and long-term warming

Using net-zero GWP*, it is possible to temporarily reach net zero GHGs without achieving net-zero CO₂ emissions (i.e. through sudden, stringent CH₄ reductions). Since Article 4 does not explicitly mandates to ‘sustain’ net-zero GHGs, such a one-time achievement could be presented as fulfilling the targets set out in Article 4, but would fail in setting the world on a path towards achieving the LTTG set out in Article 2. The third set of stylised pathways (with limited CH₄ reductions until 2050 and rapid reduction thereafter) illustrate this problem. They comprise a set of pathways that achieve net-zero GWP* after 2050, but with considerable residual CO₂ emissions (see figure 3). This is achieved by a negative CO₂-eq pulse arising from efforts to strongly reduce methane emissions in a relatively short period of a couple of decades. The residual CO₂ emissions lead to continued long-term warming when no further action is assumed. Such scenarios would undermine the environmental integrity of the Paris Agreement but are excluded when GWP100 is used, because the achievement of net-zero CO₂ is a prerequisite of achieving net-zero GHGs in the GWP100 metric.

At the same time, even achieving net-zero GHG under GWP* with net-zero CO₂ may not guarantee temperature stabilization (Cain *et al* 2019). While this can be corrected for, the correction factors are scenario dependent and subject to substantial uncertainties. The complexity of GWP* hinders the meaningful application of the GWP* concept in climate policy.

Discussion

In our analysis, we have detailed the implications of different GHG accounting metrics for the internal consistency of the Paris Agreement. The Agreement

was based on science available at the time as assessed and reported by the IPCC AR5. Article 4 of the Paris Agreement also explicitly references it being in line with this ‘best available science’. GWP100 is the standard emission metric used in the IPCC AR5 as well as under the UNFCCC (IPCC 2014). We have shown that using GWP100 to interpret Article 4 is fully consistent with the various possible interpretations of the LTTG set out in Article 2. Therefore, an interpretation of Article 4 using GWP100 appears to be the scientifically sound approach that accounts for the full context of the Paris Agreement.

This finding does not preclude the application of other GHG accounting concepts for stringent mitigation efforts in line with the Paris Agreement. However, our findings indicate that switching to other GHG accounting concepts like GWP* requires a re-formulation of the emission reduction targets in Article 4 to continue to capture core elements of the Paris Agreement mitigation goal. Elements that would need to be covered by such a re-formulation are summarized in table 3.

We have identified a range of inconsistencies that would be introduced if the Paris Agreement’s Article 4 is interpreted using GWP* as the GHG metric. Specifically, the absence of long-term declining temperatures following net-zero GHGs under GWP* conflicts with the Article 2 interpretation of pathways that hold warming ‘well below 2 °C’ (see table 1) but temporarily exceed 1.5 °C while ‘pursuing’ to limit warming to 1.5 °C thereafter. If the MG interpreted in GWP* does not yield declining temperatures, this only leaves one possible interpretation of Article 2 which is that 1.5 °C has to be seen as a not-to-exceed limit. In our analysis, however, scenarios that achieve net zero calculated with a GWP* metric after 2050 fail to limit peak warming to below 1.5 °C. If interpreted verbatim in GWP*, achieving Article 4 without additional action thus

Table 3. A summary of core elements that consistent interpretations of the Paris Agreement mitigation goal need to fulfil. Any re-interpretation of Article 4, e.g. in a novel emissions metric, needs to ensure it captures these elements.

| Elements of the Paris agreement mitigation goal | Reasoning |
|---|---|
| Consistency with emissions pathways that limit warming to 1.5 °C without an overshoot | – Achieving Article 4 needs to be sufficient to achieve the long-term temperature goal of the Paris Agreement and be fully consistent with all its interpretations including a ‘no-overshoot’ 1.5 °C limit |
| Achieve and sustain negative CO ₂ emissions with at least stabilization of all other greenhouse gases in the second half of the 21st century | – A 1.5 °C overshoot pathway pursuing efforts to achieve the 1.5 °C limit is a valid interpretation of the LTTG in Article 2. A stabilization of global mean temperature increase above the 1.5 °C limit, however, would not be consistent. Therefore, long-term declining temperatures are required under overshoot pathways as a result of achieving Article 4. Sustained declining temperatures can only be achieved by negative CO ₂ emissions |
| Achieving Article 4 must be sufficient for achieving Article 2 | – Article 4 sets out the requirements for pathways up to the achievement of net-zero GHGs, but does not specify additional actions beyond that – While such actions might be taken (or needed as in the case of negative CO ₂ emissions beyond net-zero GHGs in many 1.5 °C emissions pathways), they cannot be assumed in an interpretation of Article 4 |

becomes inconsistent with the achievement of the 1.5 °C limit established in Article 2. We have further shown that pathways exist that achieve net zero in GWP* before 2100 while leading to a peak warming of more than 2 °C adding to the inconsistencies created between Article 4 and 2 when using GWP*.

Achieving (but not maintaining) net-zero GWP* after 2050 cannot guarantee temperature stabilization for scenarios that do not also achieve net-zero CO₂ emissions. If no further actions are assumed (i.e. emissions are being held constant after net-zero GWP* is reached for the first time), the remaining CO₂ emissions in such scenarios would lead to long-term warming.

Ultimately, the core issue of applying GWP* to Article 4 of the Paris Agreement can be brought back to a question of horses for courses. GWP* has shown to be excellent at linking cumulative CO₂-equivalent emissions to GMT, but performs poorly to link annual emission benchmarks to long-term temperature outcomes (a feature we clearly illustrate in figures 2 and 3). This feature therewith undercuts the adequacy of GWP* for application to the Paris Agreement. Article 4 of the Paris Agreement is expressed in terms of an evolution of annual emissions over time (peak as soon as possible in a given year, a rapid decline in annual emissions, and a net zero GHG in a given year), not in terms of cumulative CO₂-equivalent emissions for which GWP* would be superior. Taken together, we have shown that applying GWP* directly to the Paris Agreement would introduce major conflicts in the Agreement’s architecture, undermine its overall internal consistency and deteriorate the environmental integrity of the targets that are set out in the Agreement’s Articles 2 and 4. As a result of its dependency on historic emissions, applying GWP* to any other than the global level further raises fundamental questions of fairness and equity (Rogelj and Schleussner 2019). With the explicit reference to equity in Article

4 and given the national determined nature of the Paris Agreement, this further limits the scope of the applicability of the metric in climate policy.

Our analysis of GWP* in the context of the Paris Agreement can serve as an illustration of how introducing novel concepts to the policy context of the UNFCCC can create inconsistencies or loopholes in a carefully crafted policy landscape or even unwillingly lead to a shift in goalposts (Rogelj *et al* 2017). Avoiding such undesirable outcomes is of paramount importance for successful science policy advice.

Acknowledgments

CFS acknowledges support by the German Federal Ministry of Education and Research (01LN1711A). MS and BH and by the German Federal Ministry for the Environment, Nature Conservation and Nuclear Safety (11_II_093_Global_A_SIDS and LDCs). JR and AN acknowledge support from the European Union’s Horizon 2020 Research and Innovation Programme under grant agreement number 820829 (CONSTRAIN).



Data availability statement

The data that support the findings of this study are available from the corresponding author upon request.

ORCID iDs

Carl-Friedrich Schleussner  <https://orcid.org/0000-0001-8471-848X>

Alexander Nauels  <https://orcid.org/0000-0003-1378-3377>

Michiel Schaeffer  <https://orcid.org/0000-0003-0052-5088>
 William Hare  <https://orcid.org/0000-0003-1242-8250>
 Joeri Rogelj  <https://orcid.org/0000-0003-2056-9061>

References

- Allen M R, Fuglestedt J S, Shine K P, Reisinger A, Pierrehumbert R T and Forster P M 2016 New use of global warming potentials to compare cumulative and short-lived climate pollutants *Nat. Clim. Change* **6** 773–6
- Allen M R, Shine K P, Fuglestedt J S, Millar R J, Cain M, Frame D J and Macey A H 2018 A solution to the misrepresentations of CO₂-equivalent emissions of short-lived climate pollutants under ambitious mitigation *NPJ Clim. Atmos. Sci.* **1** 16
- Cain M, Lynch J, Allen M R, Fuglestedt J S, Frame D J and Macey A H 2019 Improved calculation of warming-equivalent emissions for short-lived climate pollutants *NPJ Clim. Atmos. Sci.* **2** 29
- Friedlingstein P, Meinshausen M, Arora V K, Jones C D, Anav A, Liddicoat S K and Knutti R 2014 Uncertainties in CMIP5 climate projections due to carbon cycle feedbacks *J. Clim.* **27** 511–26
- Fuglestedt J, Rogelj J, Millar R J, Allen M, Boucher O, Cain M, Forster P M, Kriegler E and Shindell D 2018 Implications of possible interpretations of ‘greenhouse gas balance’ in the Paris agreement *Phil. Trans. R. Soc. A* **376** 20160445
- Huppmann D, Rogelj J, Kriegler E, Krey V and Riahi K 2018 A new scenario resource for integrated 1.5 °C research *Nat. Clim. Change* **8** 1027–30
- IPCC 2014 *Climate Change 2014: Mitigation of Climate Change* ed O Edenhofer *et al* (Cambridge and New York, NY: Cambridge University Press)
- IPCC 2018 Summary for policymakers *Global Warming of 1.5 °C: An IPCC Special Report on the Impacts of Global Warming of 1.5 °C Above pre-industrial Levels and Related Global Greenhouse Gas Emission Pathways, in the Context of Strengthening the Global Response to the Threat of Climate Change* ed V Masson-Delmotte *et al* (Geneva: World Meteorological Organization) p 32
- Mace M J 2016 Mitigation commitments under the Paris agreement and the way forward *Clim. Law* **6** 21–39
- Meinshausen M, Raper S C B and Wigley T M L 2011 Emulating coupled atmosphere-ocean and carbon cycle models with a simpler model, MAGICC6: I. Model description and calibration *Atmos. Chem. Phys.* **11** 1417–56
- Mengel M, Nauels A, Rogelj J and Schuessner C-F 2018 Committed sea-level rise under the Paris agreement and the legacy of delayed mitigation action *Nat. Commun.* **9** 601
- Myhre G *et al* 2013 Anthropogenic and natural radiative forcing *Clim. Chang. 2013 Phys. Sci. Basis. Contrib. Work. Gr. I to Fifth Assess. Rep. Intergov. Panel Clim. Chang.* (Cambridge: Cambridge University Press) pp 659–740
- Pfleiderer P, Schuessner C-F, Mengel M and Rogelj J 2018 Global mean temperature indicators linked to warming levels avoiding climate risks *Environ. Res. Lett.* **13** 064015
- Rogelj J, Meinshausen M, Sedláček J and Knutti R 2014a Implications of potentially lower climate sensitivity on climate projections and policy *Environ. Res. Lett.* **9** 031003
- Rogelj J, Schaeffer M, Meinshausen M, Shindell D T, Hare W, Klimont Z, Velders G J M, Amann M and Schellnhuber H J 2014b Disentangling the effects of CO₂ and short-lived climate forcer mitigation *Proc. Natl Acad. Sci.* **111** 15325–30
- Rogelj J and Schuessner C-F 2019 Unintentional unfairness when applying new greenhouse gas emissions metrics at country level *Environ. Res. Lett.* **14** 114039
- Rogelj J, Schuessner C-F and Hare W 2017 Getting it right matters: temperature goal interpretations in geoscience research *Geophys. Res. Lett.* **44** 10662–5
- Rogelj J *et al* 2018a Scenarios towards limiting global mean temperature increase below 1.5 °C *Nat. Clim. Change* **8** 325–32
- Rogelj J *et al* 2018b Mitigation pathways compatible with 1.5 °C in the context of sustainable development *Global Warming of 1.5 °C: An IPCC Special Report on the Impacts of Global Warming of 1.5 °C Above pre-Industrial Levels and Related Global Greenhouse Gas Emission Pathways, in the Context of Strengthening the Global Response to the Threat of Climate Change* (Cambridge: Cambridge University Press)
- Schuessner C-F, Rogelj J, Schaeffer M, Lissner T, Licker R, Fischer E M, Knutti R, Levermann A, Frieler K and Hare W 2016 Science and policy characteristics of the Paris agreement temperature goal *Nat. Clim. Change* **6** 827–35
- Shine K P, Fuglestedt J S, Hailemariam K and Stuber N 2005 Alternatives to the global warming potential for comparing climate impacts of emissions of greenhouse gases *Clim. Change* **68** 281–302
- UNFCCC 1997 *Decision 2/CP.3 Methodological issues related to the Kyoto Protocol*. FCCC/CP/1997/7/Add.1
- UNFCCC 2015a Adoption of the Paris Agreement FCCC/CP/2015/10/Add.1
- UNFCCC 2015b Report on the structured expert dialogue on the 2013–2015 review FCCC/SB/2015/INF.1
- UNFCCC 2015c Synthesis report on the aggregate effect of the intended nationally determined contributions FCCC/CP/2015/7
- UNFCCC 2018 Decision 18/CMA.1. FCCC/PA/CMA/2018/3/Add.2