

# AN ANALYSIS OF INTERPLANETARY SOLAR RADIO EMISSIONS ASSOCIATED WITH A CORONAL MASS EJECTION

V. Krupar<sup>1,2</sup>

*The Blackett Laboratory, Imperial College London, London, UK*

*Institute of Atmospheric Physics CAS, Prague, Czech Republic*

v.krupar@imperial.ac.uk

J. P. Eastwood<sup>1</sup>

*The Blackett Laboratory, Imperial College London, London, UK*

jonathan.eastwood@imperial.ac.uk

O. Kruparova<sup>2</sup>

*Institute of Atmospheric Physics CAS, Prague, Czech Republic*

ok@ufa.cas.cz

O. Santolik<sup>2,3</sup>

*Institute of Atmospheric Physics CAS, Prague, Czech Republic*

*Faculty of Mathematics and Physics, Charles University, Prague, Czech Republic*

os@ufa.cas.cz

J. Soucek<sup>2</sup>

*Institute of Atmospheric Physics CAS, Prague, Czech Republic*

soucek@ufa.cas.cz

J. Magdalenic<sup>4</sup>

*Solar-Terrestrial Center of Excellence-SIDC, Royal Observatory of Belgium, Brussels, Belgium*

jasmina.magdalenic@oma.be

A. Vourlidas<sup>5</sup>

*The Johns Hopkins University Applied Physics Laboratory, Laurel, MD, USA*

angelos.vourlidas@jhuapl.edu

M. Maksimovic<sup>6</sup>

*LESIA, UMR CNRS 8109, Observatoire de Paris, Meudon 92195, France*

milan.maksimovic@obspm.fr

X. Bonnin<sup>6</sup>

*LESIA, UMR CNRS 8109, Observatoire de Paris, Meudon 92195, France*

xavier.bonnin@obspm.fr

V. Bothmer<sup>7</sup>

*Institut für Astrophysik, Göttingen University, Göttingen, Germany*

bothmer@astro.physik.uni-goettingen.de

N. Mrotzek<sup>7</sup>

*Institut für Astrophysik, Göttingen University, Göttingen, Germany*

nmrotzek@astro.physik.uni-goettingen.de

A. Pluta<sup>7</sup>

*Institut für Astrophysik, Göttingen University, Göttingen, Germany*

apluta@astro.physik.uni-goettingen.de

D. Barnes<sup>8</sup>

*RAL Space, Rutherford Appleton Laboratory, Harwell Campus, UK*

david.barnes@stfc.ac.uk

J. A. Davies<sup>8</sup>

*RAL Space, Rutherford Appleton Laboratory, Harwell Campus, UK*

jackie.davies@stfc.ac.uk

J. C. Martínez Oliveros<sup>9</sup>

*Space Sciences Laboratory, University of California, CA, USA*

oliveros@ssl.berkeley.edu

S. D. Bale<sup>9,10</sup>

*Space Sciences Laboratory, University of California, CA, USA*

*Physics Department, University of California, CA, USA*

bale@ssl.berkeley.edu

## ABSTRACT

Coronal mass ejections (CMEs) are large-scale eruptions of magnetized plasma that may cause severe geomagnetic storms if Earth-directed. Here we report a rare instance with comprehensive in situ and remote sensing observations of a CME combining white-light, radio, and plasma measurements from four different vantage points. For the first time, we have successfully applied a radio direction-finding technique to an interplanetary type II burst detected by two identical widely separated radio receivers. The derived locations of the type II and type III bursts are in general agreement with the white light CME reconstruction. We find that the radio emission arises from the flanks of the CME, and are most likely associated with the CME-driven shock. Our work demonstrates the complementarity between radio triangulation and 3D reconstruction techniques for space weather applications.

---

<sup>1</sup>The Blackett Laboratory, Imperial College London, London, UK

<sup>2</sup>Institute of Atmospheric Physics CAS, Prague, Czech Republic

<sup>3</sup>Faculty of Mathematics and Physics, Charles University, Prague, Czech Republic

<sup>4</sup>Solar-Terrestrial Center of Excellence-SIDC, Royal Observatory of Belgium, Brussels, Belgium

<sup>5</sup>The Johns Hopkins University Applied Physics Laboratory, Laurel, MD, USA

<sup>6</sup>LESIA, UMR CNRS 8109, Observatoire de Paris, Meudon, France

<sup>7</sup>Institut für Astrophysik, Göttingen University, Göttingen, Germany

<sup>8</sup>RAL Space, Rutherford Appleton Laboratory, Harwell Campus, UK

<sup>9</sup>Space Sciences Laboratory, University of California, CA, USA

<sup>10</sup>Physics Department, University of California, CA, USA

*Subject headings:* solar-terrestrial relations — Sun: coronal mass ejections (CMEs) — Sun: radio radiation

## 1. INTRODUCTION

Type II and type III bursts are generally associated with solar eruptive events (*Wild and McCready 1950; Wild 1950; Ginzburg and Zhelezniakov 1958; Melrose 1980*). Both are generated, via the plasma emission mechanism, when beams of suprathermal electrons interact with ambient plasma generating radio emissions at the plasma frequency  $f_p$  (the fundamental emission) or its second harmonic  $2f_p$  (the harmonic emission). As the electron beams propagate outward from the Sun, radio emissions are generated at progressively lower frequencies corresponding to a decreasing ambient density. Type II bursts are generated by electron beams accelerated at the shock fronts ahead of propagating CMEs, while type III bursts are a consequence of impulsively accelerated electrons associated with solar flares (e.g. *Reiner et al. 1998a, 2001; Gopalswamy et al. 2000; Cairns et al. 2003; Cremades et al. 2007; Krupar et al. 2015*). Although type II bursts generated in the solar corona are routinely measured from the ground, spacecraft observations of type II bursts originating further from the Sun, in the interplanetary medium – especially with a good signal to noise ratio – are relatively rare (*Reiner et al. 1998b; Gopalswamy et al. 2005; Vourlidas 2004*). Moreover, interplanetary type II bursts are usually patchy and intermittent with short periods of radio enhancements (*Kaiser et al. 1998; Reiner et al. 2003*). It has been suggested that these enhancements are related to CME–CME or CME–streamer interactions (*Gopalswamy et al. 2001; Xie et al. 2012*).

Over the last decade, we have benefited from multipoint radio measurements obtained by the twin-spacecraft Solar TERrestrial RELations Observatory (*STEREO*) mission (*Bougeret et al. 2008; Bale et al. 2008*), launched in 2006, which allow us to localize radio sources in the interplanetary medium between 2.5 kHz and 16 MHz (e.g. *Reiner et al. 2009; Thejappa and MacDowall 2010; Martínez Oliveros et al. 2012a; Martínez-Oliveros et al. 2015*). Using direction-finding radio data recorded by the *STEREO-B* and *Wind* spacecraft, *Martínez Oliveros et al. (2012b)* present an analysis of an interplanetary type II burst associated with a CME–CME interaction. More recently, *Magdalenic et al. (2014)* performed a direction-finding analysis of another event using the same pair of spacecraft suggesting that an interplanetary type II burst was, in this case, related to a CME–streamer interaction.

Here, we use data obtained by the *STEREO/Waves/High Frequency Receiver* (125 kHz – 2 MHz), which allows us to localise radio sources with distances from 5 solar radii ( $1 R_S = 695,500$  km) above the Sun’s surface up to 1 astronomical unit ( $1 \text{ au} =$

149,598,000 km; *Cecconi et al.* 2008; *Krupar et al.* 2010, 2012). We also analyze data from the *STEREO*/Sun Earth Connection Coronal and Heliospheric Investigation (SECCHI; *Howard et al.* 2008) package, the MErcury Surface, Space ENvironment, GEochemistry, and Ranging (*MESSENGER*) spacecraft and by the Solar Heliospheric Observatory (*SOHO*) (*Solomon et al.* 2007; *Domingo et al.* 1995).

In this letter, we present a study of CME kinematics using white-light, radio and plasma measurements obtained by the *STEREO*, *SOHO*, and *MESSENGER* spacecraft. We demonstrate that interplanetary solar radio emissions can be used for estimating both CME speeds and directions.

## 2. OBSERVATIONS AND ANALYSIS

The CME of particular interest first appeared in the field of view of the *SOHO*/LASCO C2 coronagraph at 17:24 UT on 2013 November 29. At the time of the event, the *STEREO-A* and *STEREO-B* spacecraft were  $150^\circ$  of heliocentric Earth equatorial (HEEQ) longitude ahead of and  $147^\circ$  behind the Earth, at heliocentric distances of 0.96 au and 1.08 au, respectively. *SOHO* was at the First Sun-Earth Lagrangian point ( $L_1$ ), located some 1.5 million km upstream of the Earth. *MESSENGER* was at a HEEQ longitude of  $132^\circ$  and a heliocentric distance of 0.40 au.

### 2.1. White-light Observations

This favorable configuration of *SOHO* and *STEREO* allows us to apply the graduated cylindrical shell (GCS; *Thernisien et al.* 2009) model to coronagraph images simultaneously recorded by these three spacecraft in order to reconstruct the CME leading edge in three dimensions (3D). We performed this analysis using images taken between 20:00 UT and 23:30 UT on November 29, when the CME was well observed by all three spacecraft. From GCS fitting, we estimate the radial distance of the leading edge  $r_{\text{GCS}}$ , leading to a calculated average CME speed of  $761 \pm 13 \text{ km s}^{-1}$  with a launch time of 19:42 UT. The CME angular half-width  $\lambda_{\text{GCS}}$  was estimated to be  $59^\circ$ . The HEEQ longitude of propagation of the CME from GCS fitting was  $128^\circ$ , which is roughly towards *MESSENGER*. To calculate the speed further out in the heliosphere, we also applied the self-similar expansion fitting (SSEF) technique to *STEREO-A*/HI data (*Davies et al.* 2012, Equation 6). Using  $\lambda_{\text{GCS}}$  as input, SSEF yielded a CME radial speed of  $862 \pm 8 \text{ km s}^{-1}$ , liftoff at 19:17 UT, and a HEEQ propagation longitude of  $135^\circ$ . These values are in very good agreement with those from the

GCS fit. However, note that the GCS and SSEF predicted liftoff times are two hours later than when the CME was first seen by *SOHO*, as the CME accelerated considerably near the Sun’s surface (*Gopalswamy et al. 2015*). Inspection of the EUVI images shows that the liftoff time is about 16:00 UT and the onset can be characterized as streamer blowout CME.

## 2.2. Radio Emission

This CME was accompanied by interplanetary type II and type III bursts detected by both *STEREO* spacecraft on November 29 – 30, 2013 (Figure 2). Since the CME was launched from the far side of the Sun, ground-based high frequency radio measurements of the associated radio bursts are absent. Figures 2a and 2b display the radio flux density  $S$  measured by *STEREO-A* and *STEREO-B*, respectively. The type III burst at 22:00 UT on November 29 is followed by the intermittent type II burst, over an interval of seven hours. Within this, we were able to identify three intervals when the signal at both spacecraft was intense enough to enable successful direction-finding analysis: at 22:30 UT (1,500 kHz) on November 29 and at 00:30 UT (600 kHz) and 04:00 UT (300 kHz) on the next day.

A recent *Schmidt and Cairns (2016)* data-driven MHD simulation of this event with an analytic quantitative kinetic model for the radio emission concludes that the type II burst intervals of interest here are the fundamental emission. To compare radio measurements with the CME propagation parameters, we converted the radial distances yielded by the GCS fit  $r_{\text{GCS}}$  to frequencies  $f$  using the density model of *Sittler and Guhathakurta (1999)* assuming the fundamental emission. We consider the type II burst to be generated at both the CME leading edge ( $f \sim r_{\text{GCS}}$ ) and flanks ( $f \sim r_{\text{GCS}} \cos \lambda_{\text{GCS}}$ ). The type II burst coincides well with the kinematic curve which corresponds to CME flanks (Figure 2c). Although type II bursts are generated at interplanetary shock fronts of propagating CMEs, they predominantly appear close to CME flanks (e.g. *Gary et al. 1984; Magdalenic et al. 2014*). For our wave propagation analysis, we applied the singular value decomposition technique to multicomponent measurements of auto- and cross-correlations of the voltages induced by electric field fluctuations (*Santolík et al. 2003; Krupar et al. 2012*). Figures 2c – 2f present the calculated wave vector directions  $\theta$  and  $\phi$  in the radial-tangential-normal (RTN) coordinate system (a spacecraft centered coordinate system where the Sun is at  $(\theta = 90^\circ, \phi = 0^\circ)$ , southward/northward is  $\theta = 0^\circ, 180^\circ$ , and east/west is  $\pm\phi = 90^\circ$ ). An intensity threshold ( $S > 5 \times 10^{-19}$  W/m<sup>2</sup>/Hz) has been applied to suppress the background. The high frequency portions of the type II and type III bursts ( $\sim > 1$  MHz) propagate roughly towards *STEREO-A*, whereas the low frequency portions propagate east of the spacecraft (Figure 2e). For *STEREO-B*, the type II and type III bursts propagate east of the spacecraft for

over the entire interval analyzed (Figure 2f).

At this time, the separation angle between the two STEREO spacecraft was  $64^\circ$  which allows us to accurately locate the sources of the type II and type III bursts by triangulation (Krupar *et al.* 2014b,a). We note that this favorable separation angle would be also attained for combined spacecraft observations from  $L_1$  and the Fifth Sun-Earth Lagrangian point ( $L_5$ ; Gopalswamy *et al.* 2011b,a; Vourlidas 2015). Data points around the maximum flux densities of the type II and type III bursts were carefully selected in order to perform the radio triangulation. The triangulated type II and type III radio bursts are clustered along the CME propagation direction that is predicted by the GCS and SSEF fits, with radial distances ranging from 0.12 au to 0.31 au (Figure 3). We find that, for this interval, the radio sources are located considerably further from the Sun when compared to the density model of Sittler and Guhathakurta (1999), which predicts radial distances between 0.03 au (1,500 kHz) and 0.10 au (300 kHz). This ambiguity is probably caused by radio sources being spatially extended and/or radio propagation effects (Steinberg *et al.* 1984, 1985; Thejappa *et al.* 2007; Krupar *et al.* 2014a). Averaged radio locations of the three analyzed intervals of the type II burst are as follows:  $0.23 \pm 0.02$  au (22:30 UT),  $0.21 \pm 0.03$  au (00:30 UT), and  $0.32 \pm 0.04$  au (04:00 UT). The source locations derived from the triangulation of the second interval are systematically located closer to the Sun than those of the first one, when it would be expected to be further from the Sun. This discrepancy is probably caused by the superposition of the signal of the second interval of the type II burst with a fast-drifting emission occurring at about the same time. We thus will not include triangulated radio locations of the second interval in our analysis. The calculated average speed of the CME-driven shock based on the triangulated source locations of the first and third interval is  $656 \text{ kms}^{-1}$ , which is lower than those predicted by the GCS and SSEF fits. The third interval was also observed by the Wind/Waves instrument at 332 kHz located at the  $L_1$  point (Bougeret *et al.* 1995). It yielded a wave vector azimuth  $\phi_{\text{RTN}} = -12^\circ$ , which is a good agreement with the triangulated location by *STEREO/Waves*, which would be observed at  $\phi_{\text{RTN}} = -9^\circ$  by *Wind/Waves*.

We have examined *STEREO-A/SECCHI/COR2* images in order to compare the relative positions of the triangulated source locations of the first interval of the type II burst with coronal structures (Figure 1c). The type II burst sources are clustered along positions of two streamers located at the west limb and at the southern CME flank (see red arrows in Figure 1c). This suggests a close relationship between the type II burst and a possible interaction between the CME-driven shock and these streamers. It is consistent with the work of Magdalenic *et al.* (2014) who reported a similar result for a different CME. We note that another CME is already in progress along the south and appears to overlap with the radio sources. Inspection of the EUVI images shows that the CME is associated with a

slow filament eruption starting earlier on the same day and appears to propagate at a plane about  $90^\circ$  away from the source of our CME. Therefore, it is unlikely that it is affecting our observations or interpretation.

### 2.3. In Situ Measurements

Figure 4 shows measurements obtained by *MESSENGER* and *STEREO-A*. A fast forward interplanetary shock was observed by *MESSENGER*, at 0.4 au, at around 14:30 UT on November 30 (Figure 4a), identified by a sharp increase in the magnetic field magnitude (from 10 to 55 nT). This shock was likely to have been driven by the CME analyzed in this study. From the CME launch time and the arrival time of the shock at *MESSENGER*, we estimate the average CME speed between the Sun and *MESSENGER* to be  $\sim 741 \text{ km s}^{-1}$ . The CME-driven shock was also detected in situ at *STEREO-A*, at 0.96 au, at around 22:30 UT on December 1 (Figures 4b – 4d). Shock arrival corresponds to an abrupt increases in the magnetic field (from 7 to 20 nT), proton density (1 to  $12 \text{ cm}^{-3}$ ), and proton bulk velocity (340 to  $580 \text{ km s}^{-1}$ ). From the CME launch time and the time of shock arrival at *STEREO-A*, we estimated the average CME speed to be  $734 \text{ km s}^{-1}$ . From the times of shock arrival at *MESSENGER* and *STEREO-A*, we estimate a CME speed between the two spacecraft of  $729 \text{ km s}^{-1}$ . The shock speed calculated by assuming the shock mass flux conservation equation over the shock, measured by *STEREO-A*, is  $602 \text{ km s}^{-1}$ . Figure 4e presents radio and plasma waves measurements recorded by the low frequency receiver on board *STEREO-A* (2.5–160 kHz). We observe large amplitude Langmuir waves and a harmonic emission of a slow drifting type II burst in upstream of the CME-driven shock. We note that it is the first observation of the source region of an interplanetary type II burst by *STEREO* (*Graham and Cairns 2015*).

### 2.4. Kinematics of the CME and CME-driven Shock

Figure 5 shows an overview of the results obtained for the CME and CME-driven shock propagation. We have averaged azimuths  $\phi$  of the type II and type III burst source locations from which we derive their propagation directions. Results for the propagation direction obtained for the type III burst are in a very good agreement with the results of GCS and SSEF fitting (Figure 5a). This suggest that in some cases type III bursts could be useful for estimating CME directions although they are related to solar flares instead of CMEs; a more statistical approach is required to confirm whether this is the case generally. Moreover, intense interplanetary type III bursts are more frequently observed than interplanetary type



II bursts (*Gopalswamy* 2011). In contrast, the locations of the type II bursts seem to lie at the CME flanks. Hence they are consistent with the CME-driven shock rather than the driver itself. We note that the type III burst may not be related to this eruption since it occurred five hours after the CME liftoff. However, it was the first complex type III burst observed since then, and we thus performed the radio triangulation for a comparison with the CME kinematics. Nonetheless, type II bursts occur sometimes without any type III bursts around.

Figure 5b displays kinematics of the CME leading edge and radio sources. The results from the various techniques are in good agreement with the CME-driven shock arrival times at *MESSENGER* and *STEREO-A*. For an analysis of the type II frequency drift, we converted frequencies of the type II burst  $f$  to radial distances  $r$  using the density model of *Sittler and Guhathakurta* (1999). As in Figure 2, we consider two possible scenarios: the emission originates at the CME leading edge ( $r \sim f$ ) and flanks ( $r/\cos \lambda_{\text{GCS}} \sim f$ ). A comparison with white-light and in situ measurements suggests that the latter is valid, and the derived average speed of the CME-driven shock from a frequency drift is then  $992 \pm 22 \text{ km s}^{-1}$ , which is consistent with an assumption that the CME-driven shock propagates faster than the CME itself. For further analysis of the type II burst, we use a relation between the drift rate  $df/dt$  of radio emissions measured at the frequency  $f$ , and the radial source speed  $v$ :

$$\frac{df}{dt} = \frac{fv}{2n} \frac{dn}{dr}, \quad (1)$$

where  $n$  is the density and  $r$  is the radial distance (*Mann et al.* 1999). If we assume that below 1 MHz the CME driven shock is far enough that  $n \sim r^{-2}$ , we can calculate  $\xi$  the angular deviation of the type II burst propagation direction from radial by combining radio measurements with white-light observations as:

$$\xi = \cos^{-1} \left( \frac{fv_{\text{WL}}}{\frac{df}{dt} r_{\text{WL}}} \right), \quad (2)$$

where  $r_{\text{WL}}$  and  $v_{\text{WL}}$  are the radial distance and the speed of the CME from white-light observations, respectively. From radio and white-light parameters between the first and the second interval ( $f = 1.05 \text{ MHz}$ ,  $v_{\text{WL(GCS)}} = 761 \text{ kms}^{-1}$ ,  $df/dt = 116 \text{ Hzs}^{-1}$ , and  $r_{\text{WL(GCS)}} = 16 \text{ R}_S$ ), we calculate  $\xi$  to be  $52^\circ$ , whereas for parameters between the second and the third interval yield  $\xi = 62^\circ$  ( $f = 450 \text{ kHz}$ ,  $v_{\text{WL(SSEF)}} = 862 \text{ kms}^{-1}$ ,  $df/dt = 37 \text{ Hzs}^{-1}$ , and  $r_{\text{WL(SSEF)}} = 32 \text{ R}_S$ ). Our results confirm that the type II burst arises from the CME flanks since the calculated values of  $\xi$  are comparable to the CME angular half-width  $\lambda_{\text{GCS}}$ .

### 3. CONCLUSIONS

The CME that was launched from the Sun at around 16:00 UT on 2013 November 29 was well imaged by three widely-separated coronagraphs on board the *STEREO-A*, *STEREO-B*, and *SOHO* spacecraft (Figure 1). We were thus able to apply the GCS model to perform 3D reconstruction of the CME between  $7 R_S$  and  $16 R_S$ . We also applied the SSEF technique to the time-elongation profile of the CME apex extracted from *STEREO-A*/SECCHI/HI, which allows us to track the CME from  $30 R_S$  to  $140 R_S$ . We find that the speeds and directions derived from GCS and SSEF are comparable. Furthermore, the CME-driven interplanetary shock was subsequently observed in situ at *MESSENGER* and *STEREO-A*, at 0.4 au and 1 au from the Sun, respectively. The GCS and SSEF analysis can be used to make a reasonable prediction of the arrival time of the CME-driven shock at *MESSENGER* and *STEREO-A*.

We have also performed an analysis of the type II and type III bursts associated with this event (Figure 2). We have successfully applied triangulation analysis to the three intervals of the type II burst and the single type III burst (Figure 3). The relative positions of the first interval of the triangulated type II burst suggest that this emission is probably generated by an interaction between the CME-driven shock and the two streamers (Figure 1c). The averaged directions, from triangulation, of the type III burst coincide radio sources with the CME direction from GCS and SSEF fitting, while the directions of the type II burst indicate that their source regions are related to interaction of the CME-driven shock with the two streamers.

This CME would possibly trigger a geomagnetic storm if Earth-directed and lead to southward magnetic field at 1 au. We thus conclude that interplanetary radio emissions can provide us with an additional tool for predicting both CME-driven shock speed (using a frequency drift) and direction (obtained by radio triangulation) with potential applications in space weather forecasting. Currently, there are only two spacecraft in operation that carry coronagraphs (*SOHO* and *STEREO-A*) and our ability to obtain reliable estimates of the time of arrival of CMEs and their shocks would be significantly curtailed if any one of them failed. We believe that the monitoring of CME-driven shocks, from both a scientific and space weather perspective, would be enriched by the addition of space-born radio instrumentation. In our view this would be best served by the monitoring interplanetary emissions from at least two vantage points, preferably at  $L_1$  and  $L_5$ .

The presented work has been supported by the European Union Seventh Framework Programme (FP7/2007–2013) under grant agreement No. 606692 [HELCATS] and by the Praemium Academiae award of The Czech Academy of Sciences. O. Kruparova,

and J. Soucek thanks support of the Czech Science Foundation grants GP16-16050Y, and GAP209/12/2394, respectively. O. Santolik acknowledges additional support from the LH15304 grant. A. Vourlidas was supported by NASA contract S-136361-Y to NRL. V. Bothmer acknowledges support of the CGAUSS (Coronagraphic German And US Solar Probe Plus Survey) project for WISPR by the German Space Agency DLR under grant 50 OL 1201.

## REFERENCES

- Bale, S. D., et al., The Electric Antennas for the STEREO/WAVES Experiment, *Space Science Reviews*, 136, 529–547, doi:10.1007/s11214-007-9251-x, 2008.
- Bougeret, J.-L., et al., Waves: The Radio and Plasma Wave Investigation on the Wind Spacecraft, *Space Science Reviews*, 71, 231–263, doi:10.1007/BF00751331, 1995.
- Bougeret, J. L., et al., S/WAVES: The Radio and Plasma Wave Investigation on the STEREO Mission, *Space Sci. Rev.*, 136, 487–528, doi:10.1007/s11214-007-9298-8, 2008.
- Cairns, I. H., S. A. Knock, P. A. Robinson, and Z. Kuncic, Type II Solar Radio Bursts: Theory and Space Weather Implications, *Space Sci. Rev.*, 107, 27–34, doi:10.1023/A:1025503201687, 2003.
- Cecconi, B., et al., STEREO/Waves Goniopolarimetry, *Space Science Reviews*, 136, 549–563, doi:10.1007/s11214-007-9255-6, 2008.
- Cremades, H., O. C. St. Cyr, and M. L. Kaiser, A tool to improve space weather forecasts: Kilometric radio emissions from Wind/WAVES, *Space Weather*, 5, S08001, doi:10.1029/2007SW000314, 2007.
- Davies, J. A., et al., A Self-similar Expansion Model for Use in Solar Wind Transient Propagation Studies, *ApJ*, 750, 23, doi:10.1088/0004-637X/750/1/23, 2012.
- Domingo, V., B. Fleck, and A. I. Poland, The SOHO Mission: an Overview, *Solar Phys.*, 162, 1–37, doi:10.1007/BF00733425, 1995.
- Gary, D. E., G. A. Dulk, L. House, R. Illing, C. Sawyer, W. J. Wagner, D. J. McLean, and E. Hildner, Type II bursts, shock waves, and coronal transients - The event of 1980 June 29, 0233 UT, *A&A*, 134, 222–233, 1984.

- Ginzburg, V. L., and V. V. Zhelezniakov, On the Possible Mechanisms of Sporadic Solar Radio Emission (Radiation in an Isotropic Plasma), *Sov. Astron.*, 2, 653–+, 1958.
- Gopalswamy, N., Coronal Mass Ejections and Solar Radio Emissions, *Planetary, Solar and Heliospheric Radio Emissions*, pp. 325–342, 2011.
- Gopalswamy, N., A. Lara, R. P. Lepping, M. L. Kaiser, D. Berdichevsky, and O. C. St. Cyr, Interplanetary acceleration of coronal mass ejections, *Geophys. Res. Lett.*, 27, 145–148, doi:10.1029/1999GL003639, 2000.
- Gopalswamy, N., S. Yashiro, M. L. Kaiser, R. A. Howard, and J.-L. Bougeret, Radio Signatures of Coronal Mass Ejection Interaction: Coronal Mass Ejection Cannibalism?, *Astrophys. J. Lett.*, 548, L91–L94, doi:10.1086/318939, 2001.
- Gopalswamy, N., E. Aguilar-Rodriguez, S. Yashiro, S. Nunes, M. L. Kaiser, and R. A. Howard, Type II radio bursts and energetic solar eruptions, *Journal of Geophysical Research (Space Physics)*, 110(9), A12S07, doi:10.1029/2005JA011158, 2005.
- Gopalswamy, N., P. Mäkelä, S. Akiyama, S. Yashiro, H. Xie, N. Thakur, and S. W. Kahler, Large Solar Energetic Particle Events Associated with Filament Eruptions Outside of Active Regions, *ApJ*, 806, 8, doi:10.1088/0004-637X/806/1/8, 2015.
- Gopalswamy, N., et al., Earth-Affecting Solar Causes Observatory (EASCO): A potential International Living with a Star Mission from Sun-Earth L5, *Journal of Atmospheric and Solar-Terrestrial Physics*, 73, 658–663, doi:10.1016/j.jastp.2011.01.013, 2011a.
- Gopalswamy, N., et al., Earth-Affecting Solar Causes Observatory (EASCO): a mission at the Sun-Earth L5, in *Solar Physics and Space Weather Instrumentation IV, Proc. SPIE*, vol. 8148, p. 81480Z, doi:10.1117/12.901538, 2011b.
- Graham, D. B., and I. H. Cairns, The Langmuir waves associated with the 1 December 2013 type II burst, *Journal of Geophysical Research (Space Physics)*, 120, 4126–4141, doi:10.1002/2015JA021120, 2015.
- Howard, R. A., et al., Sun Earth Connection Coronal and Heliospheric Investigation (SECCCHI), *Space Sci. Rev.*, 136, 67–115, doi:10.1007/s11214-008-9341-4, 2008.
- Kaiser, M. L., M. J. Reiner, N. Gopalswamy, R. A. Howard, O. C. St. Cyr, B. J. Thompson, and J.-L. Bougeret, Type II radio emissions in the frequency range from 1-14 MHz associated with the April 7, 1997 solar event, *Geophys. Res. Lett.*, 25, 2501–2504, doi:10.1029/98GL00706, 1998.

- Krupar, V., M. Maksimovic, O. Santolik, B. Cecconi, Q. N. Nguyen, S. Hoang, and K. Goetz, The apparent source size of type III radio bursts: Preliminary results by the STEREO/WAVES instruments, in *AIP Conference Series*, vol. 1216, pp. 284–287, doi:10.1063/1.3395856, 2010.
- Krupar, V., O. Santolik, B. Cecconi, M. Maksimovic, X. Bonnin, M. Panchenko, and A. Zaslavsky, Goniopolarimetric inversion using SVD: An application to type III radio bursts observed by STEREO, *J. Geophys. Res.*, *117*(16), A06101, doi:10.1029/2011JA017333, 2012.
- Krupar, V., M. Maksimovic, O. Santolik, B. Cecconi, and O. Kruparova, Statistical Survey of Type III Radio Bursts at Long Wavelengths Observed by the Solar TERrestrial RELations Observatory (STEREO)/ Waves Instruments: Goniopolarimetric Properties and Radio Source Locations, *Solar Phys.*, *289*, 4633–4652, doi:10.1007/s11207-014-0601-z, 2014a.
- Krupar, V., E. P. Kontar, J. Soucek, O. Santolik, M. Maksimovic, and O. Kruparova, On the speed and acceleration of electron beams triggering interplanetary type III radio bursts, *A&A*, *580*, A137, doi:10.1051/0004-6361/201425308, 2015.
- Krupar, V., et al., Statistical Survey of Type III Radio Bursts at Long Wavelengths Observed by the Solar TERrestrial RELations Observatory (STEREO)/ Waves Instruments: Radio Flux Density Variations with Frequency, *Solar Phys.*, *289*, 3121–3135, doi:10.1007/s11207-014-0522-x, 2014b.
- Magdaleníć, J., C. Marqué, V. Krupar, M. Mierla, A. N. Zhukov, L. Rodriguez, M. Maksimović, and B. Cecconi, Tracking the CME-driven Shock Wave on 2012 March 5 and Radio Triangulation of Associated Radio Emission, *Astrophys. J.*, *791*, 115, doi:10.1088/0004-637X/791/2/115, 2014.
- Mann, G., F. Jansen, R. J. MacDowall, M. L. Kaiser, and R. G. Stone, A heliospheric density model and type III radio bursts, *A&A*, *348*, 614–620, 1999.
- Martínez Oliveros, J. C., C. Lindsey, S. D. Bale, and S. Krucker, Determination of Electromagnetic Source Direction as an Eigenvalue Problem, *Solar Phys.*, *279*, 153–171, doi:10.1007/s11207-012-9998-4, 2012a.
- Martínez Oliveros, J. C., C. L. Raftery, H. M. Bain, Y. Liu, V. Krupar, S. Bale, and S. Krucker, The 2010 August 1 Type II Burst: A CME-CME Interaction and its Radio and White-light Manifestations, *Astrophys. J.*, *748*, 66, doi:10.1088/0004-637X/748/1/66, 2012b.

- Martínez-Oliveros, J. C., et al., STEREO- Wind Radio Positioning of an Unusually Slow Drifting Event, *Solar Phys.*, *290*, 891–901, doi:10.1007/s11207-014-0638-z, 2015.
- Melrose, D. B., The emission mechanisms for solar radio bursts, *Space Science Reviews*, *26*, 3–38, doi:10.1007/BF00212597, 1980.
- Reiner, M. J., M. L. Kaiser, J. Fainberg, J.-L. Bougeret, and R. G. Stone, On the origin of radio emissions associated with the January 6-11, 1997, CME, *Geophys. Res. Lett.*, *25*, 2493–2496, doi:10.1029/98GL00138, 1998a.
- Reiner, M. J., M. L. Kaiser, J. Fainberg, and R. G. Stone, A new method for studying remote type II radio emissions from coronal mass ejection-driven shocks, *Journal of Geophysical Research*, *103*, 29,651–29,664, doi:10.1029/98JA02614, 1998b.
- Reiner, M. J., M. L. Kaiser, M. Karlický, K. Jiříčka, and J.-L. Bougeret, Bastille Day Event: A Radio Perspective, *Sol. Phys.*, *204*, 121–137, doi:10.1023/A:1014225323289, 2001.
- Reiner, M. J., A. Vourlidas, O. C. S. Cyr, J. T. Burkepile, R. A. Howard, M. L. Kaiser, N. P. Prestage, and J.-L. Bougeret, Constraints on Coronal Mass Ejection Dynamics from Simultaneous Radio and White-Light Observations, *ApJ*, *590*, 533–546, doi:10.1086/374917, 2003.
- Reiner, M. J., K. Goetz, J. Fainberg, M. L. Kaiser, M. Maksimovic, B. Cecconi, S. Hoang, S. D. Bale, and J.-L. Bougeret, Multipoint Observations of Solar Type III Radio Bursts from STEREO and Wind, *Solar Physics*, pp. 100–+, doi:10.1007/s11207-009-9404-z, 2009.
- Santolík, O., M. Parrot, and F. Lefevre, Singular value decomposition methods for wave propagation analysis, *Radio Science*, *38*(1), 010,000–1, doi:10.1029/2000RS002523, 2003.
- Schmidt, J. M., and I. H. Cairns, Quantitative prediction of type II solar radio emission from the Sun to 1 AU, *Geophys. Res. Lett.*, *43*, 50–57, doi:10.1002/2015GL067271, 2016.
- Sittler, E. C., Jr., and M. Guhathakurta, Semiempirical Two-dimensional MagnetoHydrodynamic Model of the Solar Corona and Interplanetary Medium, *Astrophys. J.*, *523*, 812–826, doi:10.1086/307742, 1999.
- Solomon, S. C., R. L. McNutt, R. E. Gold, and D. L. Domingue, MESSENGER Mission Overview, *Space Sci. Rev.*, *131*, 3–39, doi:10.1007/s11214-007-9247-6, 2007.

- Steinberg, J. L., S. Hoang, A. Lecacheux, M. G. Aubier, and G. A. Dulk, Type III radio bursts in the interplanetary medium - The role of propagation, *Astron. Astrophys.*, *140*, 39–48, 1984.
- Steinberg, J. L., S. Hoang, and G. A. Dulk, Evidence of scattering effects on the sizes of interplanetary Type III radio bursts, *Astron. Astrophys.*, *150*, 205–216, 1985.
- Thejappa, G., and R. J. MacDowall, Localization of a Type III Radio Burst Observed by the STEREO Spacecraft, *ApJ*, *720*, 1395–1404, doi:10.1088/0004-637X/720/2/1395, 2010.
- Thejappa, G., R. J. MacDowall, and M. L. Kaiser, Monte Carlo Simulation of Directivity of Interplanetary Radio Bursts, *Astrophys. J.*, *671*, 894–906, doi:10.1086/522664, 2007.
- Thernisien, A., A. Vourlidas, and R. A. Howard, Forward Modeling of Coronal Mass Ejections Using STEREO/SECCHI Data, *Sol. Phys.*, *256*, 111–130, doi:10.1007/s11207-009-9346-5, 2009.
- Vourlidas, A., Radio Observations of Coronal Mass Ejection, in *Astrophysics and Space Science Library, Astrophysics and Space Science Library*, vol. 314, edited by D. E. Gary and C. U. Keller, p. 223, doi:10.1007/1-4020-2814-8-11, 2004.
- Vourlidas, A., Mission to the Sun-Earth L<sub>5</sub> Lagrangian Point: An Optimal Platform for Space Weather Research, *Space Weather*, *13*, 197–201, doi:10.1002/2015SW001173, 2015.
- Wild, J. P., Observations of the Spectrum of High-Intensity Solar Radiation at Metre Wavelengths. III. Isolated Bursts, *Austr. J. Sci. Res. A Phys. Sci.*, *3*, 541, 1950.
- Wild, J. P., and L. L. McCready, Observations of the Spectrum of High-Intensity Solar Radiation at Metre Wavelengths. I. The Apparatus and Spectral Types of Solar Burst Observed, *Australian Journal of Scientific Research A Physical Sciences*, *3*, 387, 1950.
- Xie, H., D. Odstrcil, L. Mays, O. C. St. Cyr, N. Gopalswamy, and H. Cremades, Understanding shock dynamics in the inner heliosphere with modeling and Type II radio data: The 2010-04-03 event, *J. Geophys. Res.*, *117*, A04105, doi:10.1029/2011JA017304, 2012.




Fig. 1.— White-light observations of the CME on 29 November 2013 by the *SOHO*/LASCO/C3 and *STEREO*/SECCHI/COR2 instruments. (a – d) Fit of the GCS model (blue grid) overlaid on multipoint coronagraph observations, from left to right: *SOHO*, *STEREO*-A, and *STEREO*-B. Radio locations of the type II burst observed on 29 November are denoted by green circles in (c). Used colors correspond to those in Figure 3.



**STEREO/Waves 2013-11-29 21:30 – 2013-11-30 05:00**

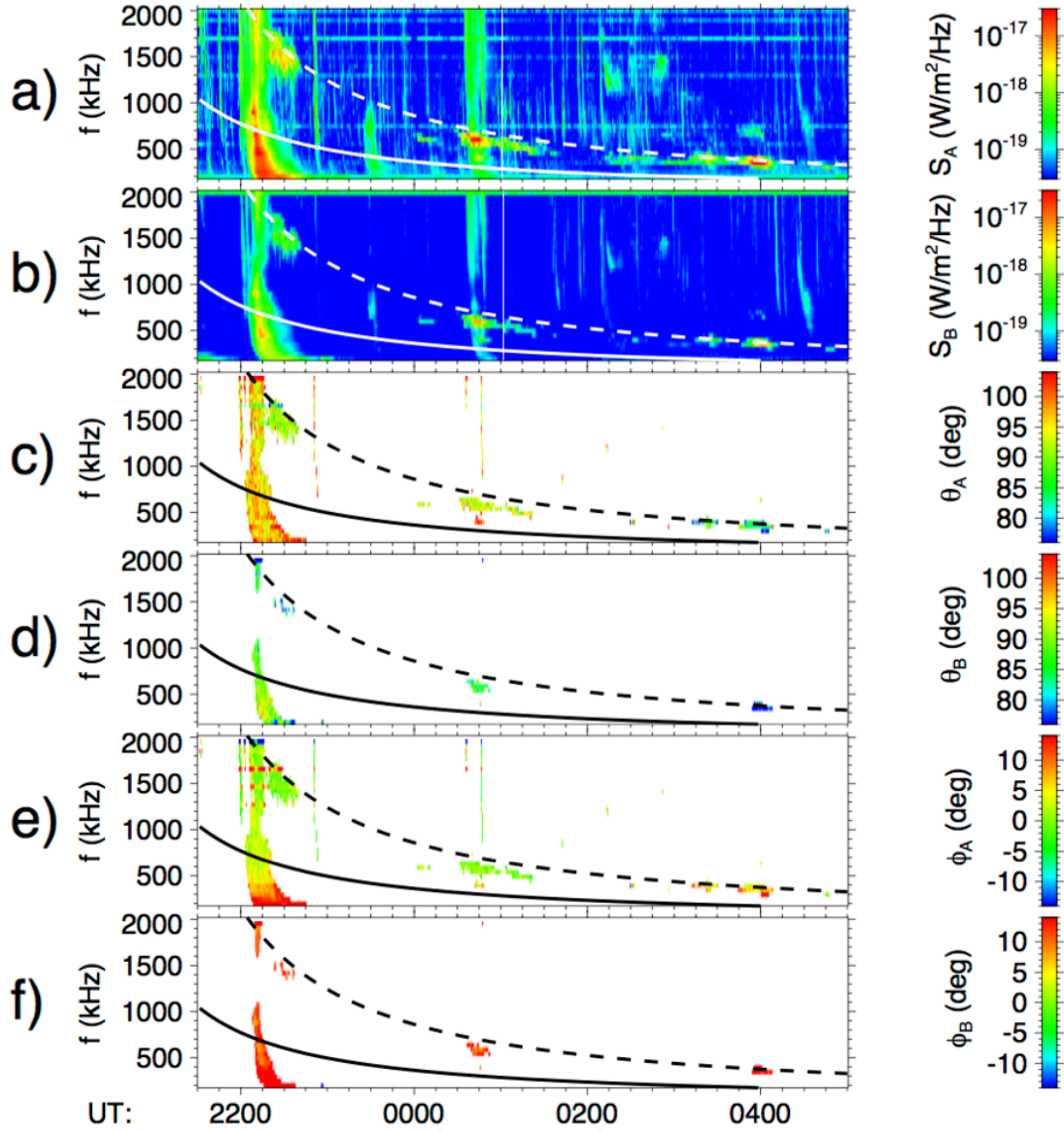


Fig. 2.— Radio measurements of type II and type III bursts. (a,b) Radio flux density  $S$ . (c,d) Colatitude of wave vector  $\theta$ . (e,f) Azimuth of wave vector  $\phi$ . Solid and dashed lines denote results of the GCS model assuming emission at the leading edge and flanks, respectively.

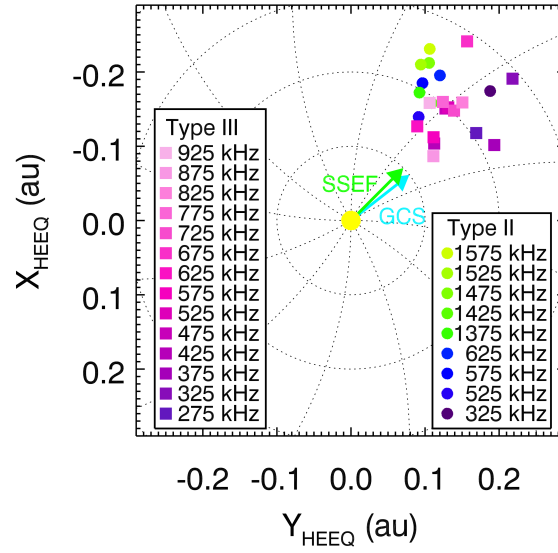


Fig. 3.— Propagation analysis of radio measurements. Radio source locations of type II (circles) and type III (squares) bursts for four time-frequency intervals in the  $XY_{\text{HEEQ}}$  plane. Colours denote frequencies. The cyan and green arrows indicate the CME propagation directions obtained by the GCS model and the SSEF technique, respectively. The Sun is at (0,0).

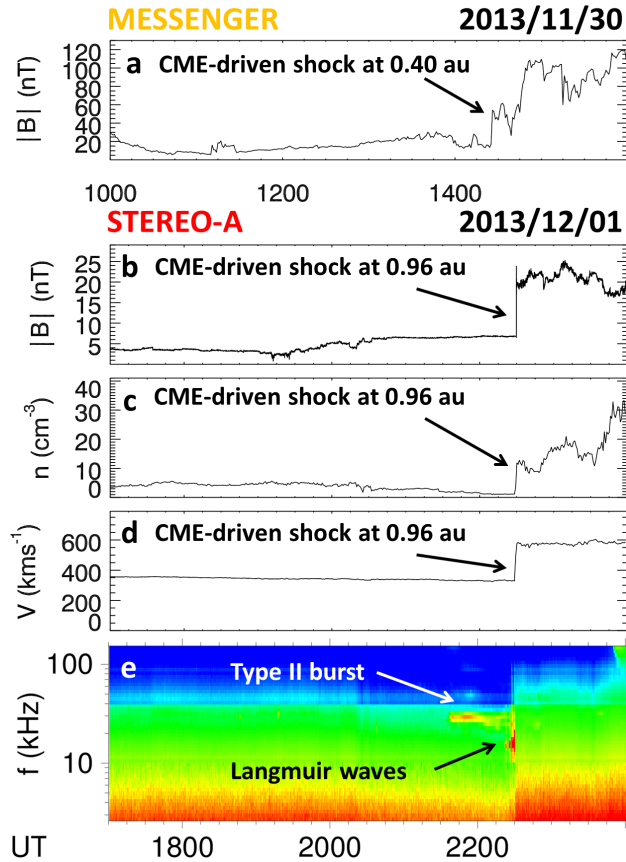


Fig. 4.— Observations of the CME-driven shock at 0.40 au and 0.96 au. (a) The magnetic field magnitude measured by *MESSENGER* between 10:00 UT and 16:00 UT on 30 November 2013. (b–e) The magnetic field magnitude, the proton density, the proton bulk speed, and electric field fluctuations recorded by *STEREO-A* between 17:00 UT and midnight on 1 December 2013.

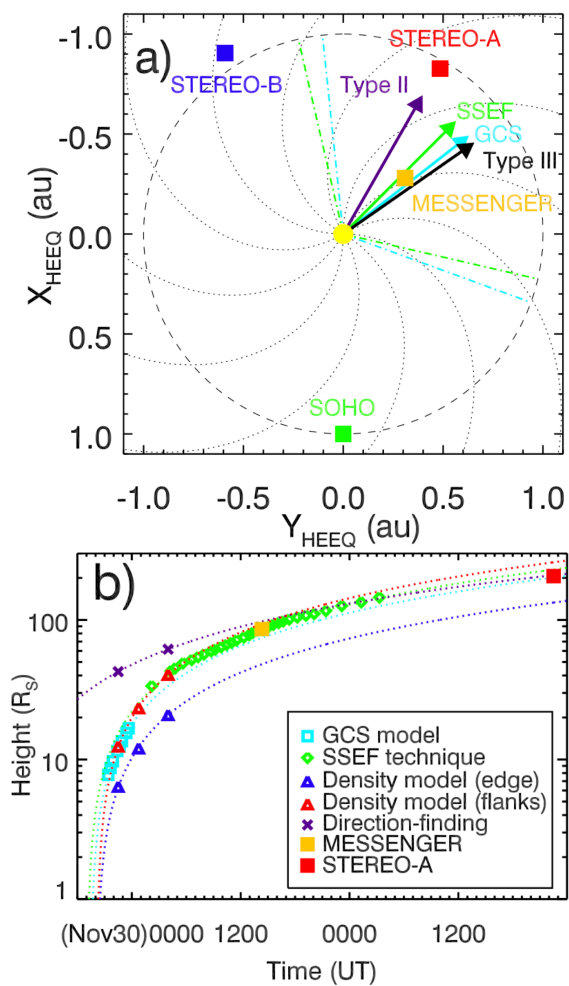


Fig. 5.— a) Positions of the spacecraft in the solar equatorial plane on 29 November 2013. The purple and arrows indicate average directions of type II and type III bursts, respectively. The cyan and green arrows indicate the CME propagation directions obtained by the GCS model and the SSEF technique, respectively. Dot-dashed lines show the CME half-width. b) Kinematics of the CME and radio sources between 2013 November 29 and December 1. Dotted lines are linear fits.